

## General Information

### Service Consumption

649,965 Annual Unlinked Trips (UPT)

### Service Supplied

1,066,814 Annual Vehicle Revenue Miles (VRM)

65,586 Annual Vehicle Revenue Hours (VRH)

### Summary of Operating Expenses (OE)

\$5,187,737 Total Operating Expenses

### Database Information

NTDID: 1R06-10154

Reporter Type: Rural General Public Transit

## Financial Information

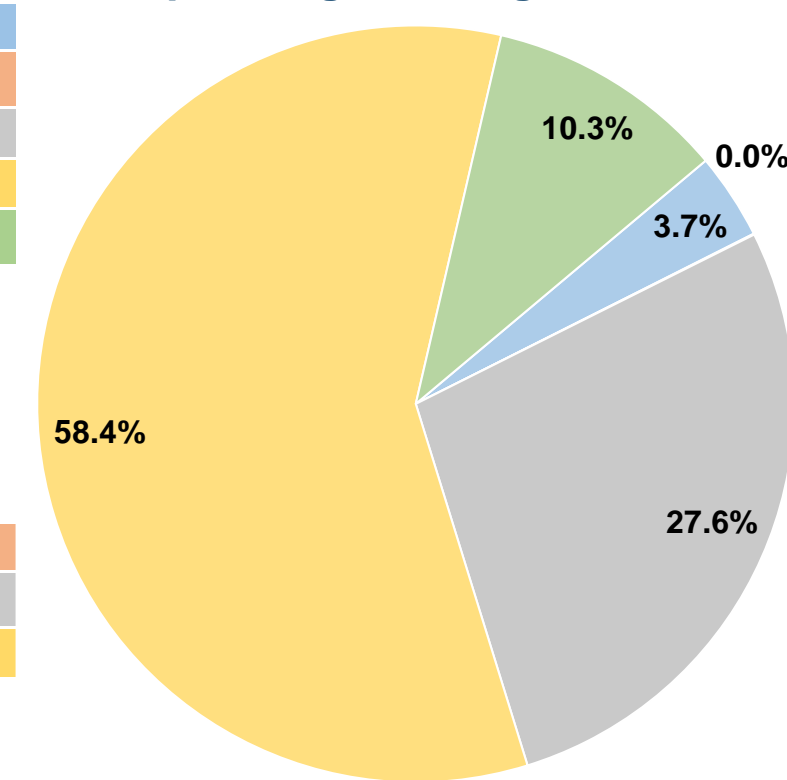
### Sources of Operating Funds Expended

Fare Revenues	\$191,305	3.7%
Local Funds	\$2,103	0.0%
State Funds	\$1,432,370	27.6%
Federal Assistance	\$3,029,597	58.4%
Other Funds	\$532,362	10.3%
<b>Total Operating Funds Expended</b>	<b>\$5,187,737</b>	<b>100.0%</b>

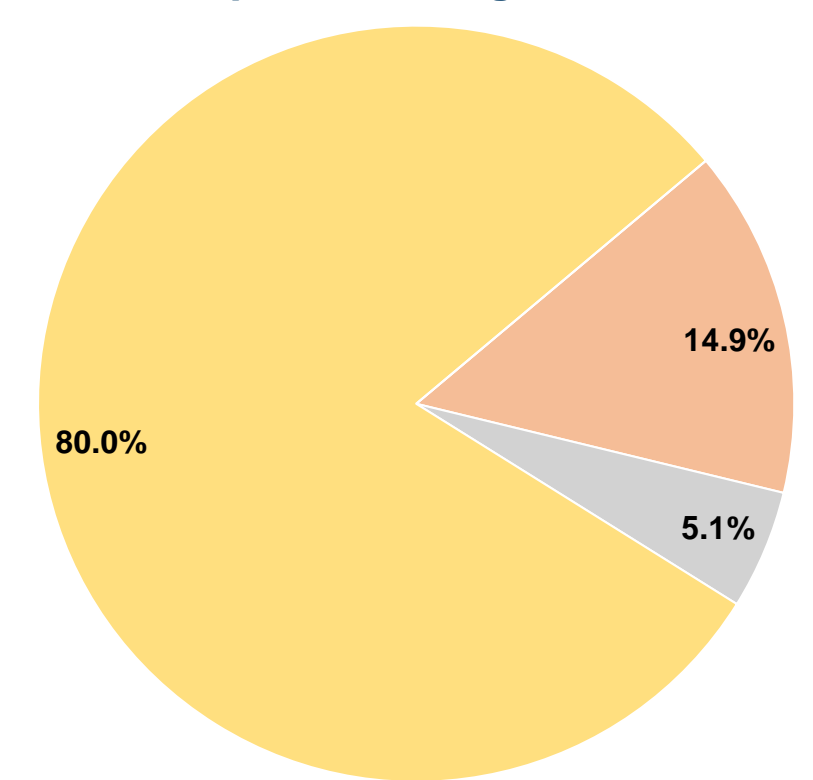
### Sources of Capital Funds Expended

Fare Revenues	\$0	0.0%
Local Funds	\$462,608	14.9%
State Funds	\$158,362	5.1%
Federal Assistance	\$2,483,878	80.0%
Other Funds	\$0	0.0%
<b>Total Capital Funds Expended</b>	<b>\$3,104,848</b>	<b>100.0%</b>

### Operating Funding Sources



### Capital Funding Sources



## Modal Characteristics

### Operation Characteristics

#### Vehicles Operated at Maximum Service

Mode	Directly Operated	Purchased Transportation	Operating Expenses	Fare Revenues	Uses of Capital Funds	Annual Unlinked Trips	Annual Vehicle Revenue Miles	Annual Vehicle Revenue Hours
Commuter Bus	9	-	\$1,408,208	\$94,096	\$1,338,677	133,444	487,291	20,181
Demand Response	37	-	\$1,978,402	\$27,568	\$62,400	47,102	264,874	19,625
Bus	18	-	\$1,801,127	\$69,641	\$1,703,771	469,419	314,649	25,780
<b>Total</b>	<b>64</b>	<b>-</b>	<b>\$5,187,737</b>	<b>\$191,305</b>	<b>\$3,104,848</b>	<b>649,965</b>	<b>1,066,814</b>	<b>65,586</b>

### Performance Measures

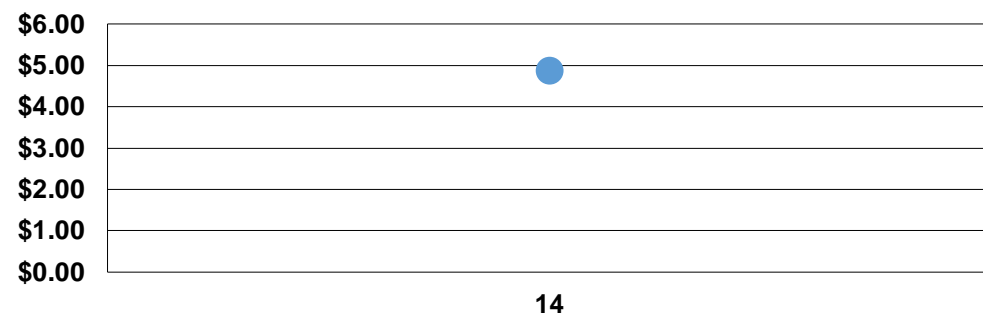
#### Service Efficiency

Mode	Operating Expenses per Vehicle Revenue Mile	Operating Expenses per Vehicle Revenue Hour
Commuter Bus	\$2.89	\$69.78
Demand Response	\$7.47	\$100.81
Bus	\$5.72	\$69.87
<b>Total</b>	<b>\$4.86</b>	<b>\$79.10</b>

#### Service Effectiveness

Mode	Operating Expenses per Unlinked Passenger Trip	Unlinked Trips per Vehicle Revenue Mile	Unlinked Trips per Vehicle Revenue Hour
Commuter Bus	\$10.55	0.3	6.6
Demand Response	\$42.00	0.2	2.4
Bus	\$3.84	1.5	18.2
<b>Total</b>	<b>\$7.98</b>	<b>0.6</b>	<b>9.9</b>

Operating Expense per Vehicle Revenue Mile: Agency Total



Unlinked Passenger Trips per Vehicle Revenue Mile: Agency Total

