

General Information

Urbanized Area (UZA) Statistics - 2010 Census

Elmira, NY
 38 Square Miles
 67,983 Population
 407 Pop. Rank out of 498 UZAs

Other UZAs Served

0 New York Non-UZA

Service Area Statistics

408 Square Miles
 95,195 Population

Service Consumption

671,618 Annual Unlinked Trips (UPT)

Service Supplied

838,493 Annual Vehicle Revenue Miles (VRM)
 47,829 Annual Vehicle Revenue Hours (VRH)

Database Information

NTDID: 20005

Reporter Type: Small Systems Reporter

Financial Information

Sources of Operating Funds Expended

Fare Revenues	\$1,031,268	20.9%
Local Funds	\$1,299,718	26.4%
State Funds	\$1,378,483	28.0%
Federal Assistance	\$1,216,407	24.7%
Other Funds	\$0	0.0%

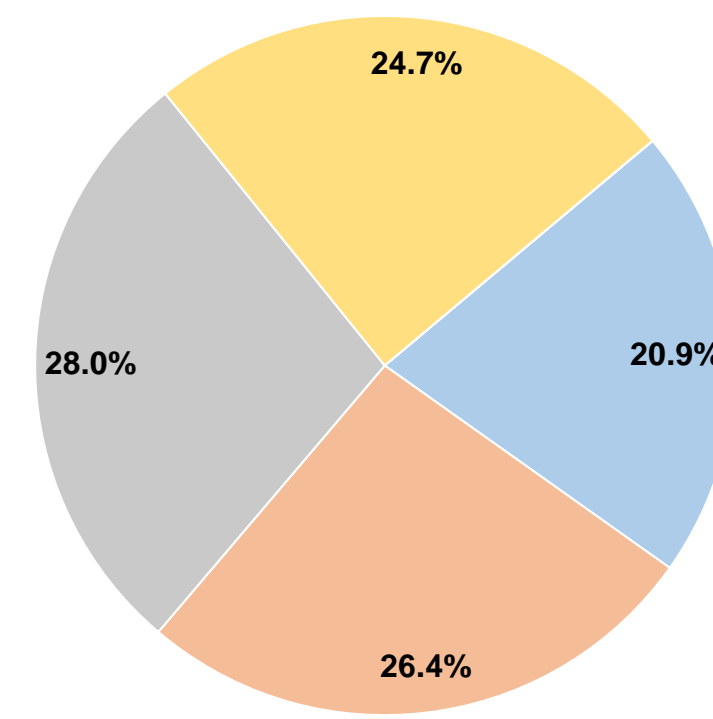
Total Operating Funds Expended \$4,925,876 100.0%

Sources of Capital Funds Expended

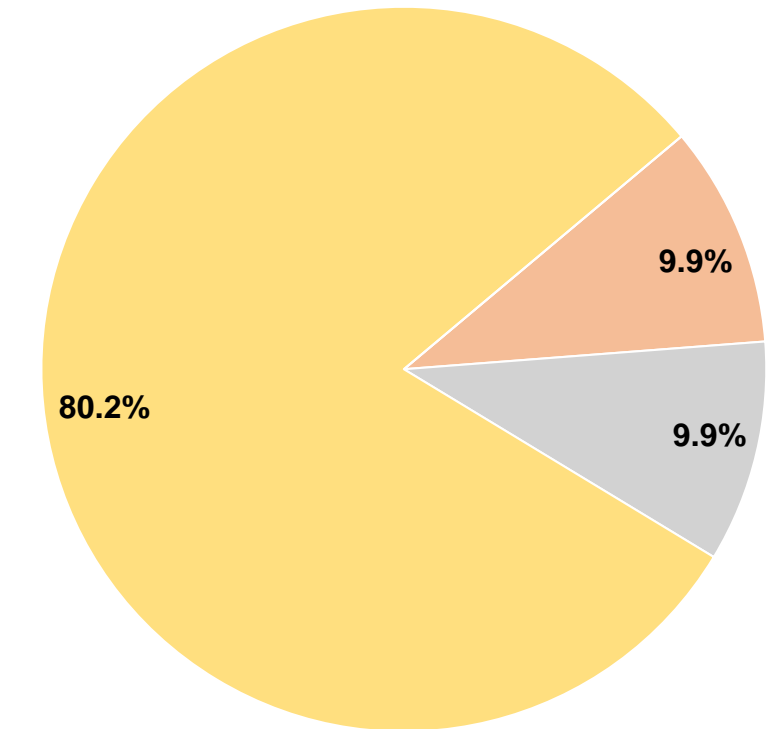
Fare Revenues	\$0	0.0%
Local Funds	\$287,711	9.9%
State Funds	\$287,711	9.9%
Federal Assistance	\$2,333,314	80.2%
Other Funds	\$0	0.0%

Total Capital Funds Expended \$2,908,736 100.0%

Operating Funding Sources



Capital Funding Sources



Modal Characteristics

Operation Characteristics

Vehicles Operated at Maximum Service

Mode	Directly Operated	Purchased Transportation	Operating Expenses	Fare Revenues	Uses of Capital Funds	Annual Unlinked Trips	Annual Vehicle Revenue Miles	Annual Vehicle Revenue Hours	Average Fleet Age in Years ¹
Demand Response	-	8	\$1,280,728	\$268,130	\$0	29,497	164,107	12,242	5.3
Bus	-	15	\$3,645,148	\$763,138	\$2,908,736	642,121	674,386	35,587	3.4
Total	-	23	\$4,925,876	\$1,031,268	\$2,908,736	671,618	838,493	47,829	

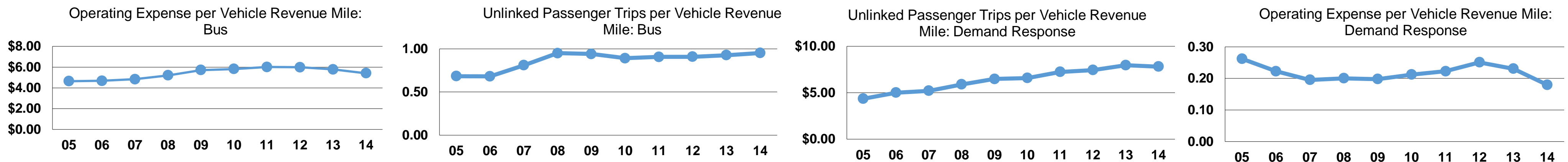
Performance Measures

Service Efficiency

Mode	Operating Expenses per Vehicle Revenue Mile	Operating Expenses per Vehicle Revenue Hour
Demand Response	\$7.80	\$104.62
Bus	\$5.41	\$102.43
Total	\$5.87	\$102.99

Service Effectiveness

Mode	Operating Expenses per Unlinked Passenger Trip	Unlinked Trips per Vehicle Revenue Mile	Unlinked Trips per Vehicle Revenue Hour
Demand Response	\$43.42	0.2	2.4
Bus	\$5.68	1.0	18.0
Total	\$7.33	0.8	14.0



Notes:

¹Demand Response - Taxi (DT) and non-dedicated fleets do not report fleet age data.