

# Dutchess County Division of Mass Transportation (Loop Bus)

2014 Annual Agency Profile

## General Information

### Urbanized Area Statistics - 2010 Census

Poughkeepsie-Newburgh, NY-NJ  
 327 Square Miles  
 423,566 Population  
 89 Pop. Rank out of 498 UZAs  
**Other UZAs Served**  
 0 New York Non-UZA

### Service Consumption

2,813,179 Annual Passenger Miles (PMT)  
 483,299 Annual Unlinked Trips (UPT)  
 1,698 Average Weekday Unlinked Trips  
 1,001 Average Saturday Unlinked Trips  
 0 Average Sunday Unlinked Trips

### Database Information

NTDID: 20010  
 Reporter Type: Full Reporter

### Service Area Statistics

1,067 Square Miles  
 351,997 Population

### Service Supplied

1,043,244 Annual Vehicle Revenue Miles (VRM)  
 54,531 Annual Vehicle Revenue Hours (VRH)  
 44 Vehicles Operated in Maximum Service (VOMS)  
 47 Vehicles Available for Maximum Service (VAMS)

## Modal Characteristics

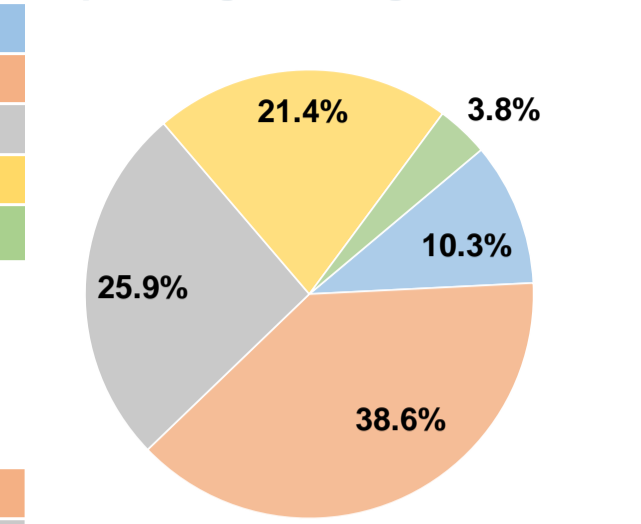
Modal Overview	Vehicles Operated in Maximum Service		Uses of Capital Funds					Total
	Directly Operated	Purchased Transportation	Revenue Vehicles	Systems and Guideways	Facilities and Stations	Other		
Demand Response	18 <sup>2</sup>	- <sup>2</sup>	\$953,115	\$6,772	\$0	\$0	\$959,887	
Bus	26	-	\$2,859,348	\$6,250	\$235,946	\$0	\$3,101,544	
<b>Total</b>	<b>44</b>	<b>-</b>	<b>\$3,812,463</b>	<b>\$13,022</b>	<b>\$235,946</b>	<b>\$0</b>	<b>\$4,061,431</b>	

## Financial Information

### Sources of Operating Funds Expended

Fare Revenues	\$739,122	10.3%
Local Funds	\$2,763,629	38.6%
State Funds	\$1,857,349	25.9%
Federal Assistance	\$1,530,873	21.4%
Other Funds	\$269,290	3.8%
<b>Total Operating Funds Expended</b>	<b>\$7,160,263</b>	<b>100.0%</b>

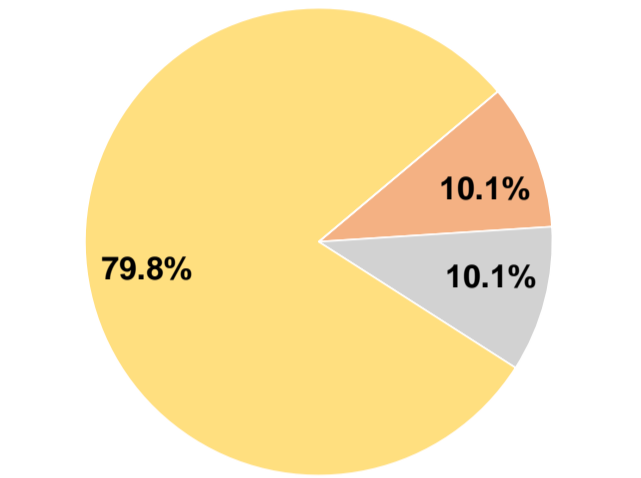
### Operating Funding Sources



### Sources of Capital Funds Expended

Fare Revenues	\$0	0.0%
Local Funds	\$409,647	10.1%
State Funds	\$409,647	10.1%
Federal Assistance	\$3,242,137	79.8%
Other Funds	\$0	0.0%
<b>Total Capital Funds Expended</b>	<b>\$4,061,431</b>	<b>100.0%</b>

### Capital Funding Sources



### Summary of Operating Expenses (OE)

Salary, Wages, Benefits	\$6,018,579	84.1%
Materials and Supplies	\$919,735	12.8%
Purchased Transportation	\$0	0.0%
Other Operating Expenses	\$221,949	3.1%
<b>Total Operating Expenses</b>	<b>\$7,160,263</b>	<b>100.0%</b>
Reconciling OE Cash Expenditures	\$0	
Purchased Transportation (Reported Separately)	\$0	

## Operation Characteristics

Mode	Operating Expenses	Fare Revenues	Uses of Capital Funds	Annual Passenger Miles	Annual Unlinked Trips	Annual Vehicle Revenue Miles	Annual Vehicle Revenue Hours	Fixed Guideway Directional Route Miles	Vehicles Available for Maximum Service	Vehicles Operated in Maximum Service	Average Percent Spare Vehicles	Average Fleet Age in Years <sup>1</sup>
Demand Response	\$3,056,104 <sup>2</sup>	\$269,290 <sup>2</sup>	\$959,887	157,708	19,835	170,735	9,598	0.0	19	18 <sup>2</sup>	5.3%	4.0
Bus	\$4,104,159	\$695,942	\$3,101,544	2,655,471	463,464	872,509	44,933	0.0	28	26	7.1%	2.7
<b>Total</b>	<b>\$7,160,263</b>	<b>\$965,232</b>	<b>\$4,061,431</b>	<b>2,813,179</b>	<b>483,299</b>	<b>1,043,244</b>	<b>54,531</b>	<b>0.0</b>	<b>47</b>	<b>44</b>	<b>6.4%</b>	

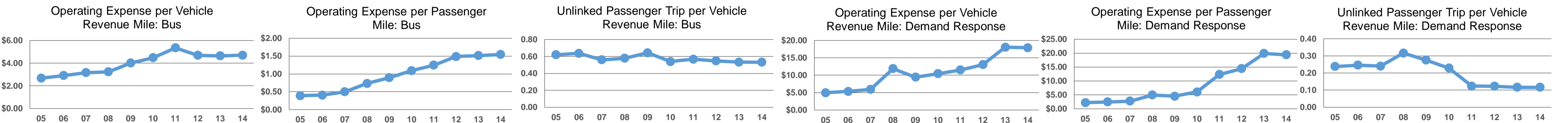
## Performance Measures

### Service Efficiency

Mode	Operating Expenses per Vehicle Revenue Mile	Operating Expenses per Vehicle Revenue Hour
Demand Response	\$17.90	\$318.41
Bus	\$4.70	\$91.34
<b>Total</b>	<b>\$6.86</b>	<b>\$131.31</b>

### Service Effectiveness

Mode	Operating Expenses per Passenger Mile	Operating Expenses per Unlinked Passenger Trip	Unlinked Trips per Vehicle Revenue Mile	Unlinked Trips per Vehicle Revenue Hour
Demand Response	\$19.38	\$154.08	0.1	2.1
Bus	\$1.55	\$8.86	0.5	10.3
<b>Total</b>	<b>\$2.55</b>	<b>\$14.82</b>	<b>0.5</b>	<b>8.9</b>



### Notes:

<sup>1</sup>Demand Response - Taxi (DT) and non-dedicated fleets do not report fleet age data.

<sup>2</sup>Includes data for a contract with another reporter.

\*This agency has a purchased transportation relationship in which they sell service to City of Poughkeepsie (NTDID: 20009), and in which the data are captured in this report for mode DR/DO.