

General Information

Urbanized Area (UZA) Statistics - 2010 Census

Philadelphia, PA-NJ-DE-MD
 1,981 **Square Miles**
 5,441,567 **Population**
 5 **Pop. Rank out of 498 UZAs**

Other UZAs Served

0 New Jersey Non-UZA; 310 Vineland, NJ

Service Area Statistics

678 **Square Miles**
 156,898 **Population**

Service Consumption

67,890 **Annual Unlinked Trips (UPT)**

Service Supplied

134,217 **Annual Vehicle Revenue Miles (VRM)**
 9,786 **Annual Vehicle Revenue Hours (VRH)**

Database Information

NTDID: 20201

Reporter Type: Small Systems Reporter

Financial Information

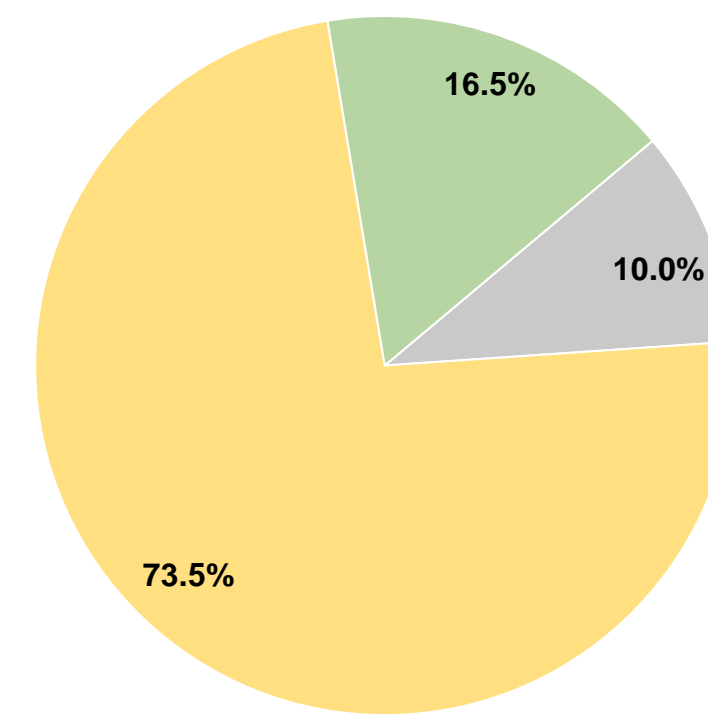
Sources of Operating Funds Expended

Fare Revenues	\$0	0.0%
Local Funds	\$0	0.0%
State Funds	\$39,427	10.0%
Federal Assistance	\$289,108	73.5%
Other Funds	\$64,951	16.5%
Total Operating Funds Expended	\$393,486	100.0%

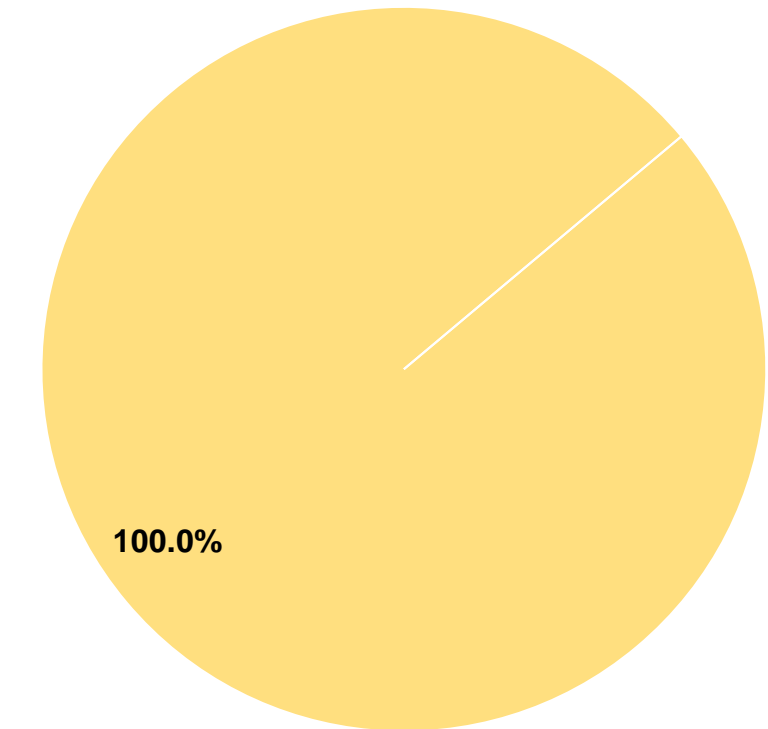
Sources of Capital Funds Expended

Fare Revenues	\$0	0.0%
Local Funds	\$0	0.0%
State Funds	\$0	0.0%
Federal Assistance	\$115,500	100.0%
Other Funds	\$0	0.0%
Total Capital Funds Expended	\$115,500	100.0%

Operating Funding Sources



Capital Funding Sources



Modal Characteristics

Operation Characteristics

Vehicles Operated at Maximum Service

Mode	Directly Operated	Purchased Transportation	Operating Expenses	Fare Revenues	Uses of Capital Funds	Annual Unlinked Trips	Annual Vehicle Revenue Miles	Annual Vehicle Revenue Hours	Average Fleet Age in Years ¹
Bus	10	-	\$393,486	\$0	\$115,500	67,890	134,217	9,786	6.0
Total	10	-	\$393,486	\$0	\$115,500	67,890	134,217	9,786	

Performance Measures

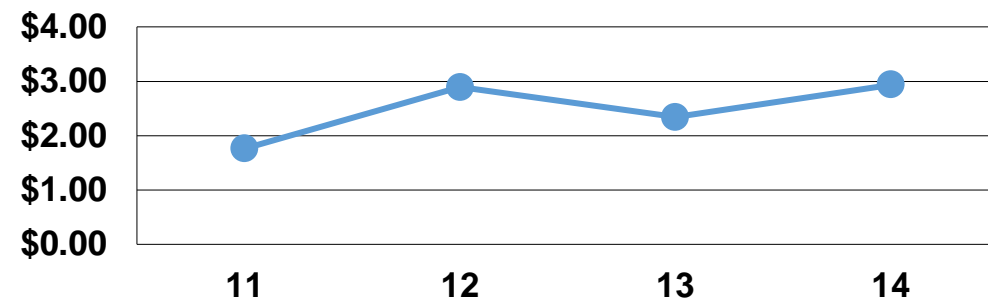
Service Efficiency

Mode	Operating Expenses per Vehicle Revenue Mile	Operating Expenses per Vehicle Revenue Hour
Bus	\$2.93	\$40.21
Total	\$2.93	\$40.21

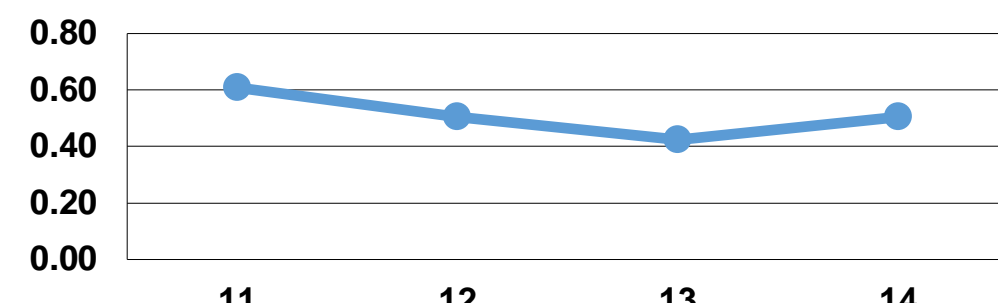
Service Effectiveness

Mode	Operating Expenses per Unlinked Passenger Trip	Unlinked Trips per Vehicle Revenue Mile	Unlinked Trips per Vehicle Revenue Hour
Bus	\$5.80	0.5	6.9
Total	\$5.80	0.5	6.9

Operating Expense per Vehicle Revenue Mile: Bus



Unlinked Passenger Trips per Vehicle Revenue Mile: Bus



Notes:

¹Demand Response - Taxi (DT) and non-dedicated fleets do not report fleet age data.