

General Information

Urbanized Area (UZA) Statistics - 2010 Census

New York-Newark, NY-NJ-CT
 3,450 **Square Miles**
 18,351,295 **Population**
 1 **Pop. Rank out of 498 UZAs**

Other UZAs Served

0 New Jersey Non-UZA

Service Area Statistics

360 **Square Miles**
 299,000 **Population**

Service Consumption

147,638 **Annual Unlinked Trips (UPT)**

Service Supplied

637,034 **Annual Vehicle Revenue Miles (VRM)**
 35,796 **Annual Vehicle Revenue Hours (VRH)**

Database Information

NTDID: 20212

Reporter Type: Small Systems Reporter

Financial Information

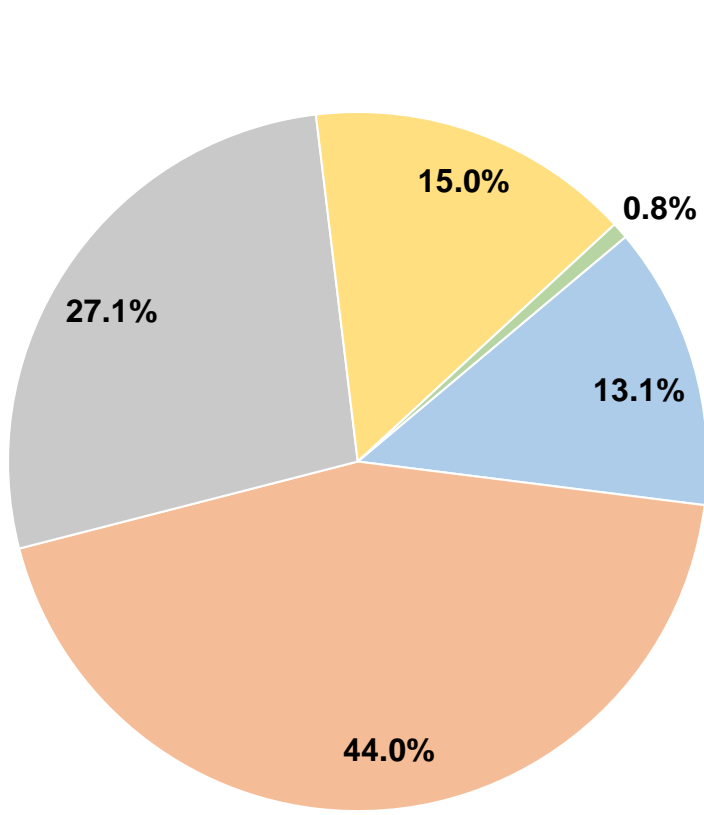
Sources of Operating Funds Expended

Fare Revenues	\$322,922	13.1%
Local Funds	\$1,084,469	44.0%
State Funds	\$667,749	27.1%
Federal Assistance	\$370,785	15.0%
Other Funds	\$18,629	0.8%
Total Operating Funds Expended	\$2,464,554	100.0%

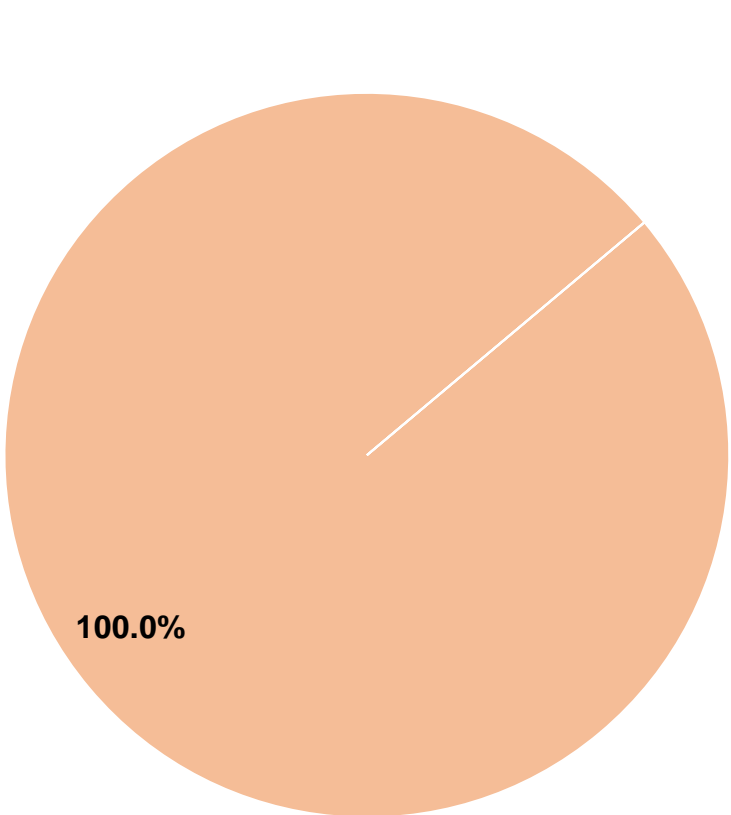
Sources of Capital Funds Expended

Fare Revenues	\$0	0.0%
Local Funds	\$165,173	100.0%
State Funds	\$0	0.0%
Federal Assistance	\$0	0.0%
Other Funds	\$0	0.0%
Total Capital Funds Expended	\$165,173	100.0%

Operating Funding Sources



Capital Funding Sources



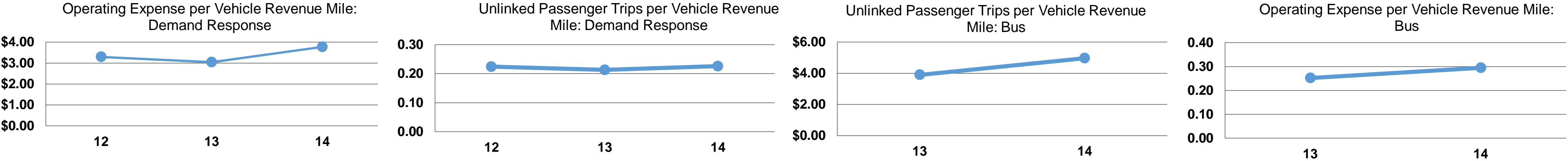
Modal Characteristics

Operation Characteristics

Mode	Vehicles Operated at Maximum Service			Fare Revenues	Uses of Capital Funds	Annual Unlinked Trips	Annual Vehicle Revenue Miles	Annual Vehicle Revenue Hours	Average Fleet Age in Years ¹
	Directly Operated	Purchased Transportation	Operating Expenses						
Demand Response	-	19	\$2,203,924	\$309,382	\$165,173	132,172	584,522	31,670	3.2
Bus	-	2	\$260,630	\$13,540	\$0	15,466	52,512	4,126	3.4
Total	-	21	\$2,464,554	\$322,922	\$165,173	147,638	637,034	35,796	

Performance Measures

Mode	Service Efficiency		Service Effectiveness		
	Operating Expenses per Vehicle Revenue Mile	Operating Expenses per Vehicle Revenue Hour	Operating Expenses per Unlinked Passenger Trip	Unlinked Trips per Vehicle Revenue Mile	Unlinked Trips per Vehicle Revenue Hour
Demand Response	\$3.77	\$69.59	\$16.67	0.2	4.2
Bus	\$4.96	\$63.17	\$16.85	0.3	3.7
Total	\$3.87	\$68.85	\$16.69	0.2	4.1



Notes:
¹Demand Response - Taxi (DT) and non-dedicated fleets do not report fleet age data.