

General Information

Financial Information

Service Consumption

145,972 Annual Unlinked Trips (UPT)

Service Supplied

650,157 Annual Vehicle Revenue Miles (VRM)

66,171 Annual Vehicle Revenue Hours (VRH)

Summary of Operating Expenses (OE)

\$2,415,953 Total Operating Expenses

Database Information

NTDID: 2R01-20933

Reporter Type: Rural General Public Transit

Sources of Operating Funds Expended

| | | |
|--------------------|-------------|-------|
| Fare Revenues | \$0 | 0.0% |
| Local Funds | \$1,056,865 | 43.7% |
| State Funds | \$1,221,056 | 50.5% |
| Federal Assistance | \$138,032 | 5.7% |
| Other Funds | \$0 | 0.0% |

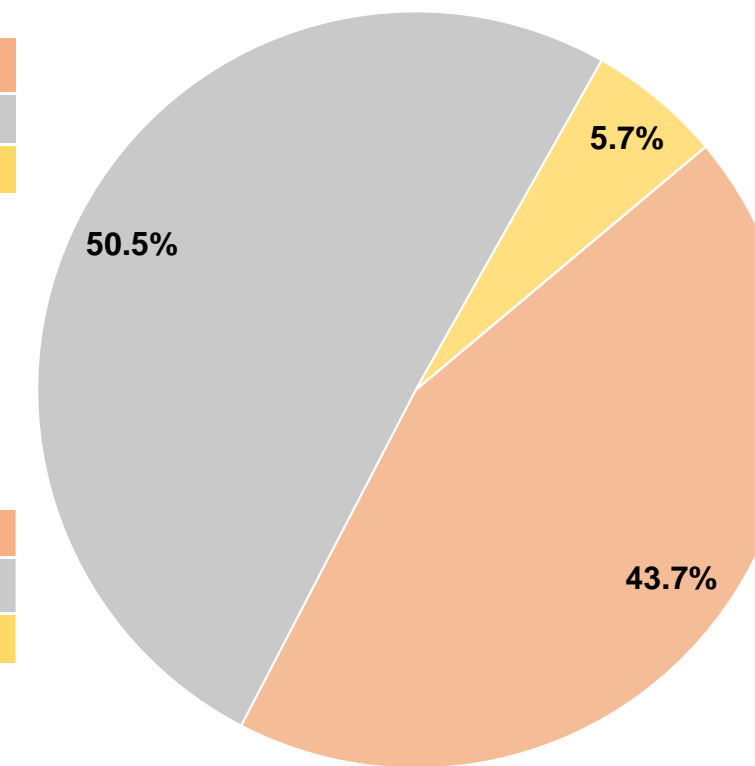
Total Operating Funds Expended \$2,415,953 100.0%

Sources of Capital Funds Expended

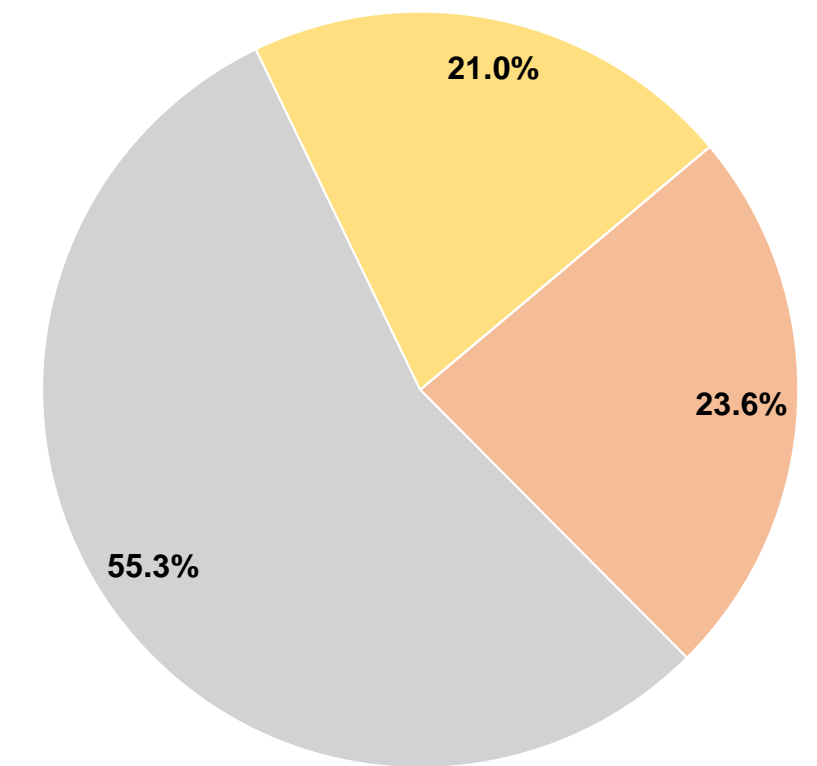
| | | |
|--------------------|-----------|-------|
| Fare Revenues | \$0 | 0.0% |
| Local Funds | \$192,973 | 23.6% |
| State Funds | \$451,261 | 55.3% |
| Federal Assistance | \$171,720 | 21.0% |
| Other Funds | \$0 | 0.0% |

Total Capital Funds Expended \$815,954 100.0%

Operating Funding Sources



Capital Funding Sources



Modal Characteristics

Operation Characteristics

Vehicles Operated at Maximum Service

| Mode | Directly Operated | Purchased Transportation | Operating Expenses | Fare Revenues | Uses of Capital Funds | Annual Unlinked Trips | Annual Vehicle Revenue Miles | Annual Vehicle Revenue Hours |
|-----------------|-------------------|--------------------------|--------------------|---------------|-----------------------|-----------------------|------------------------------|------------------------------|
| Demand Response | 29 | - | \$2,415,953 | \$0 | \$815,954 | 145,972 | 650,157 | 66,171 |
| Total | 29 | - | \$2,415,953 | \$0 | \$815,954 | 145,972 | 650,157 | 66,171 |

Performance Measures


Service Efficiency

| Mode | Operating Expenses per Vehicle Revenue Mile | Operating Expenses per Vehicle Revenue Hour |
|-----------------|---|---|
| Demand Response | \$3.72 | \$36.51 |
| Total | \$3.72 | \$36.51 |

Service Effectiveness

| Mode | Operating Expenses per Unlinked Passenger Trip | Unlinked Trips per Vehicle Revenue Mile | Unlinked Trips per Vehicle Revenue Hour |
|-----------------|--|---|---|
| Demand Response | \$16.55 | 0.2 | 2.2 |
| Total | \$16.55 | 0.2 | 2.2 |

Operating Expense per Vehicle Revenue Mile: Agency Total



Unlinked Passenger Trips per Vehicle Revenue Mile: Agency Total

