

Washington County Transit (County Commuter)

2014 Annual Agency Profile

General Information

Urbanized Area (UZA) Statistics - 2010 Census

Hagerstown, MD-WV-PA
133 Square Miles
182,696 Population
189 Pop. Rank out of 498 UZAs

Service Area Statistics

70 Square Miles
48,220 Population

Service Consumption

450,200 Annual Unlinked Trips (UPT)

Service Supplied

470,773 Annual Vehicle Revenue Miles (VRM)
30,709 Annual Vehicle Revenue Hours (VRH)

Database Information

NTDID: 30042

Reporter Type: Small Systems Reporter

Financial Information

Sources of Operating Funds Expended

Fare Revenues	\$350,321	19.7%
Local Funds	\$393,414	22.2%
State Funds	\$277,272	15.6%
Federal Assistance	\$754,226	42.5%
Other Funds	\$0	0.0%

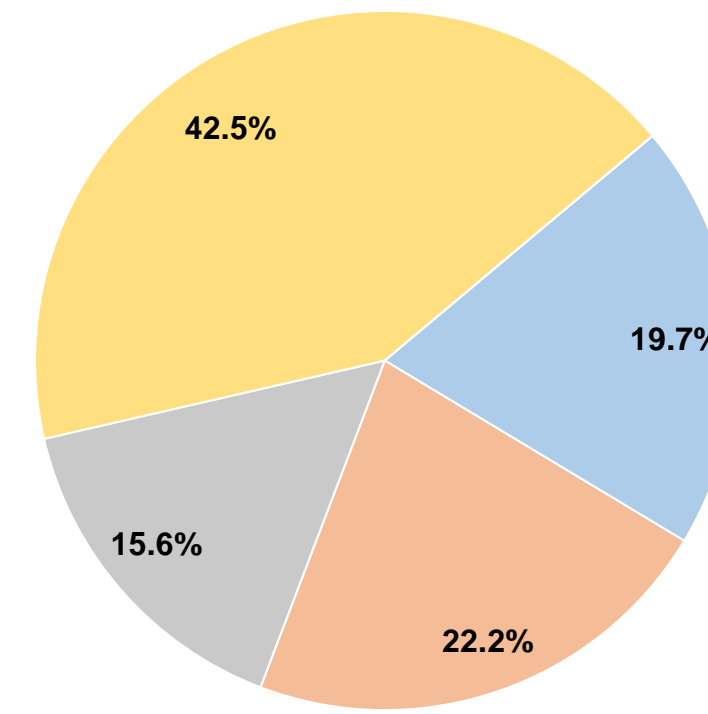
Total Operating Funds Expended \$1,775,233 100.0%

Sources of Capital Funds Expended

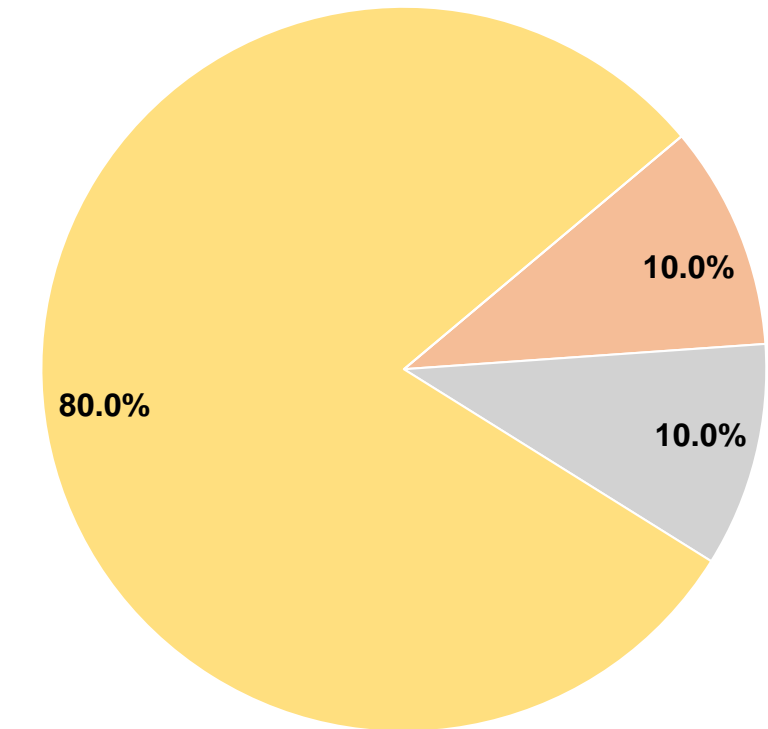
Fare Revenues	\$0	0.0%
Local Funds	\$5,974	10.0%
State Funds	\$5,974	10.0%
Federal Assistance	\$47,795	80.0%
Other Funds	\$0	0.0%

Total Capital Funds Expended \$59,743 100.0%

Operating Funding Sources



Capital Funding Sources



Modal Characteristics

Operation Characteristics

Vehicles Operated at Maximum Service

Mode	Directly Operated	Purchased Transportation	Operating Expenses	Fare Revenues	Uses of Capital Funds	Annual Unlinked Trips	Annual Vehicle Revenue Miles	Annual Vehicle Revenue Hours	Average Fleet Age in Years ¹
Demand Response	2	-	\$220,260	\$17,339	\$0	12,777	64,789	4,238	6.3
Bus	8	-	\$1,554,972	\$332,982	\$59,744	437,423	405,984	26,471	6.8
Total	10	-	\$1,775,232	\$350,321	\$59,744	450,200	470,773	30,709	

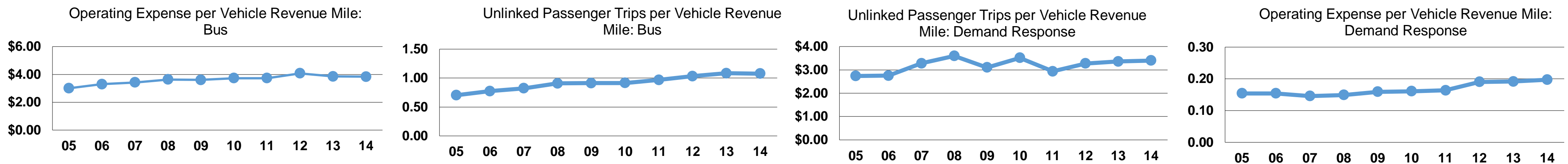
Performance Measures

Service Efficiency

Mode	Operating Expenses per Vehicle Revenue Mile	Operating Expenses per Vehicle Revenue Hour
Demand Response	\$3.40	\$51.97
Bus	\$3.83	\$58.74
Total	\$3.77	\$57.81

Service Effectiveness

Mode	Operating Expenses per Unlinked Passenger Trip	Unlinked Trips per Vehicle Revenue Mile	Unlinked Trips per Vehicle Revenue Hour
Demand Response	\$17.24	0.2	3.0
Bus	\$3.55	1.1	16.5
Total	\$3.94	1.0	14.7



Notes:

¹Demand Response - Taxi (DT) and non-dedicated fleets do not report fleet age data.