

Weirton Transit Corporation (WTC)

2014 Annual Agency Profile

General Information

Urbanized Area (UZA) Statistics - 2010 Census

Weirton-Steubenville, WV-OH-PA
51 **Square Miles**
70,889 **Population**
389 **Pop. Rank out of 498 UZAs**

Service Area Statistics

19 **Square Miles**
22,000 **Population**

Service Consumption

57,919 **Annual Unlinked Trips (UPT)**

Service Supplied

146,077 **Annual Vehicle Revenue Miles (VRM)**
9,832 **Annual Vehicle Revenue Hours (VRH)**

Database Information

NTDID: 30066

Reporter Type: Small Systems Reporter

Financial Information

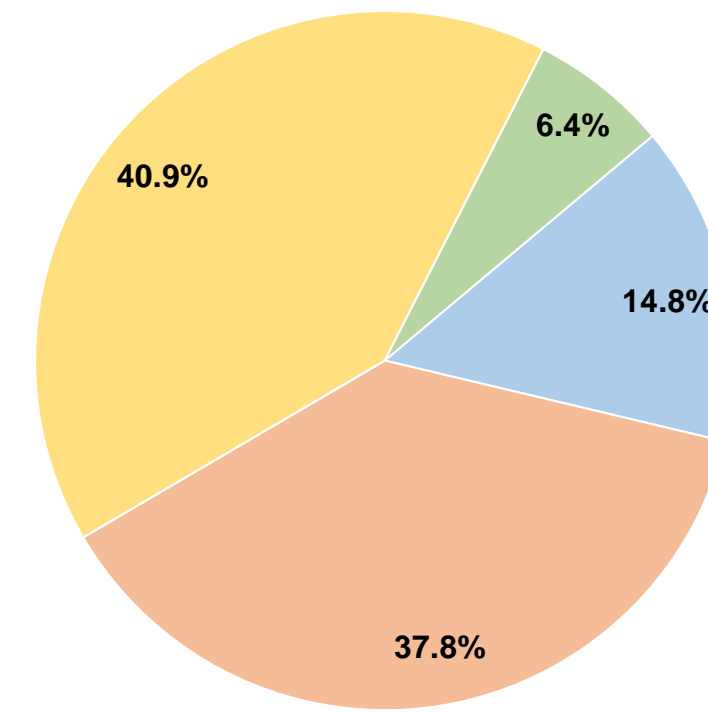
Sources of Operating Funds Expended

Fare Revenues	\$75,700	14.8%
Local Funds	\$193,195	37.8%
State Funds	\$0	0.0%
Federal Assistance	\$209,010	40.9%
Other Funds	\$32,611	6.4%
Total Operating Funds Expended	\$510,516	100.0%

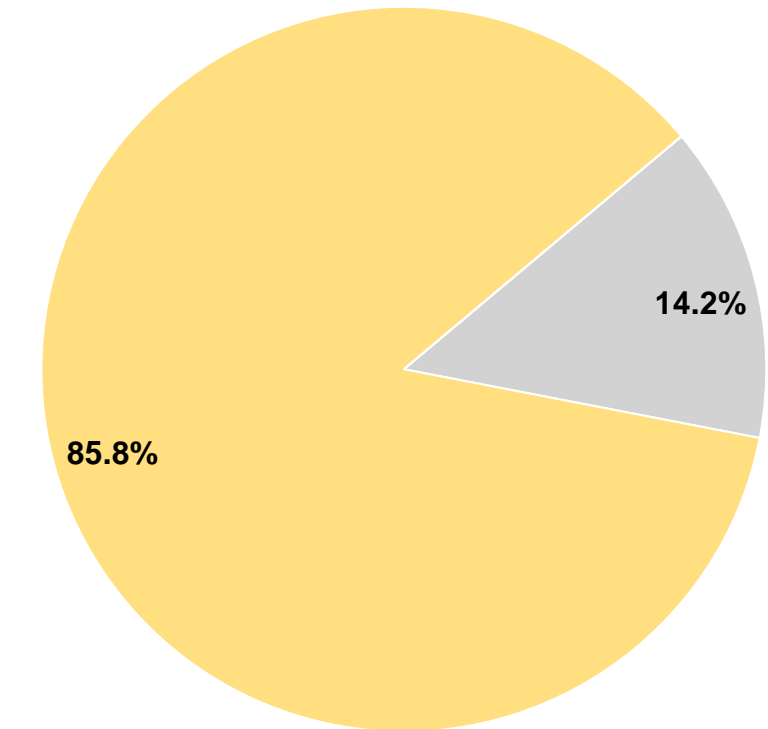
Sources of Capital Funds Expended

Fare Revenues	\$0	0.0%
Local Funds	\$0	0.0%
State Funds	\$20,453	14.2%
Federal Assistance	\$124,082	85.8%
Other Funds	\$0	0.0%
Total Capital Funds Expended	\$144,535	100.0%

Operating Funding Sources



Capital Funding Sources



Modal Characteristics

Operation Characteristics

Vehicles Operated at Maximum Service

Mode	Directly Operated	Purchased Transportation	Operating Expenses	Fare Revenues	Uses of Capital Funds	Annual Unlinked Trips	Annual Vehicle Revenue Miles	Annual Vehicle Revenue Hours	Average Fleet Age in Years ¹
Bus	4	-	\$510,516	\$75,700	\$144,535	57,919	146,077	9,832	3.8
Total	4	-	\$510,516	\$75,700	\$144,535	57,919	146,077	9,832	

Performance Measures

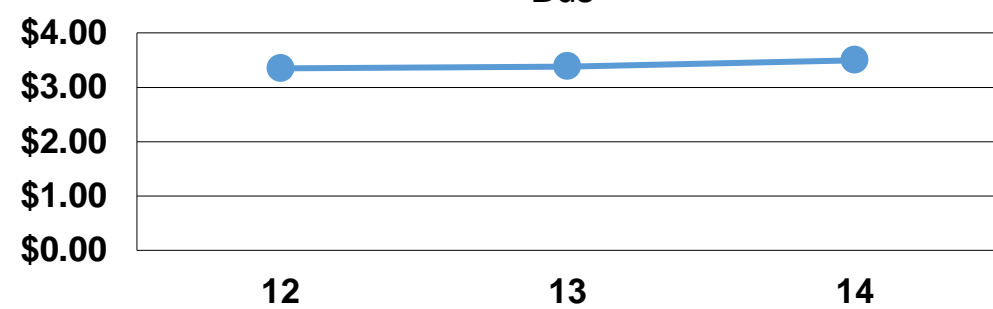
Service Efficiency

Mode	Operating Expenses per Vehicle Revenue Mile	Operating Expenses per Vehicle Revenue Hour
Bus	\$3.49	\$51.92
Total	\$3.49	\$51.92

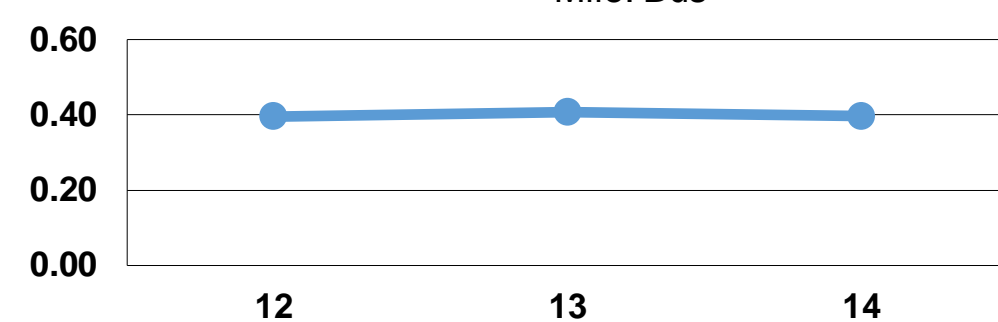
Service Effectiveness

Mode	Operating Expenses per Unlinked Passenger Trip	Unlinked Trips per Vehicle Revenue Mile	Unlinked Trips per Vehicle Revenue Hour
Bus	\$8.81	0.4	5.9
Total	\$8.81	0.4	5.9

Operating Expense per Vehicle Revenue Mile: Bus



Unlinked Passenger Trips per Vehicle Revenue Mile: Bus



Notes:

¹Demand Response - Taxi (DT) and non-dedicated fleets do not report fleet age data.