

General Information

Urbanized Area (UZA) Statistics - 2010 Census

Hagerstown, MD-WV-PA
133 Square Miles
182,696 Population
189 Pop. Rank out of 498 UZAs

Other UZAs Served

0 West Virginia Non-UZA

Service Area Statistics

527 Square Miles
156,604 Population

Service Consumption

155,175 Annual Unlinked Trips (UPT)

Service Supplied

324,393 Annual Vehicle Revenue Miles (VRM)
23,887 Annual Vehicle Revenue Hours (VRH)

Database Information

NTDID: 30090

Reporter Type: Small Systems Reporter

Financial Information

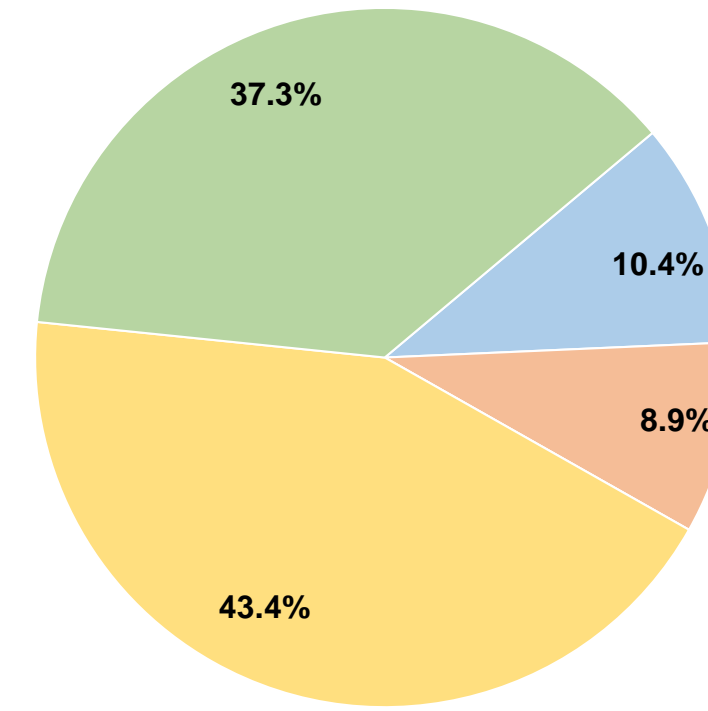
Sources of Operating Funds Expended

Fare Revenues	\$162,461	10.4%
Local Funds	\$138,850	8.9%
State Funds	\$0	0.0%
Federal Assistance	\$677,577	43.4%
Other Funds	\$581,444	37.3%
Total Operating Funds Expended	\$1,560,332	100.0%

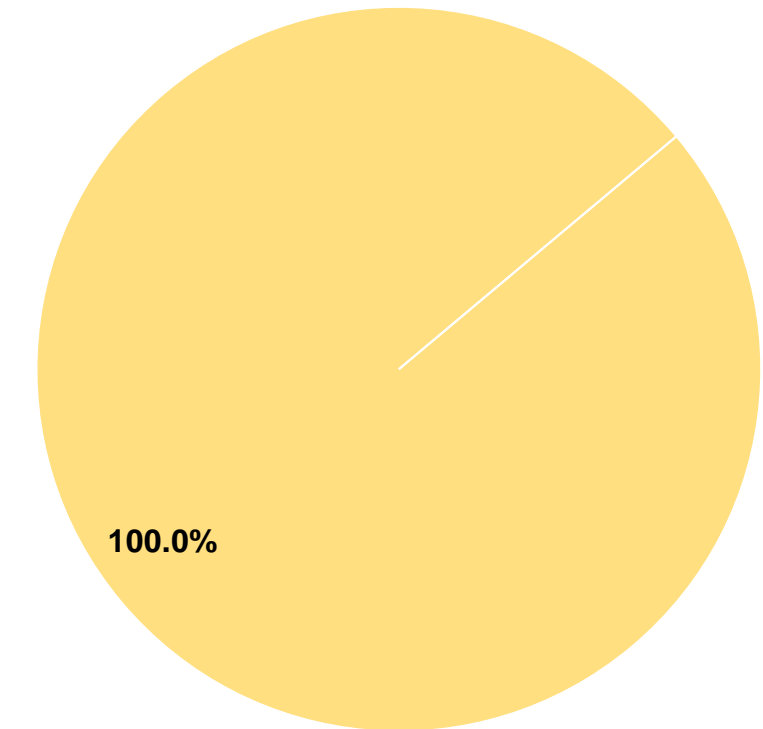
Sources of Capital Funds Expended

Fare Revenues	\$0	0.0%
Local Funds	\$0	0.0%
State Funds	\$0	0.0%
Federal Assistance	\$36,272	100.0%
Other Funds	\$0	0.0%
Total Capital Funds Expended	\$36,272	100.0%

Operating Funding Sources



Capital Funding Sources



Modal Characteristics

Operation Characteristics

Vehicles Operated at Maximum Service

Mode	Directly Operated	Purchased Transportation	Operating Expenses	Fare Revenues	Uses of Capital Funds	Annual Unlinked Trips	Annual Vehicle Revenue Miles	Annual Vehicle Revenue Hours	Average Fleet Age in Years ¹
Demand Response	2	-	\$183,479	\$5,312	\$8,486	4,519	40,316	3,008	4.5
Bus	14	-	\$1,376,853	\$157,149	\$27,786	150,656	284,077	20,879	4.3
Total	16	-	\$1,560,332	\$162,461	\$36,272	155,175	324,393	23,887	

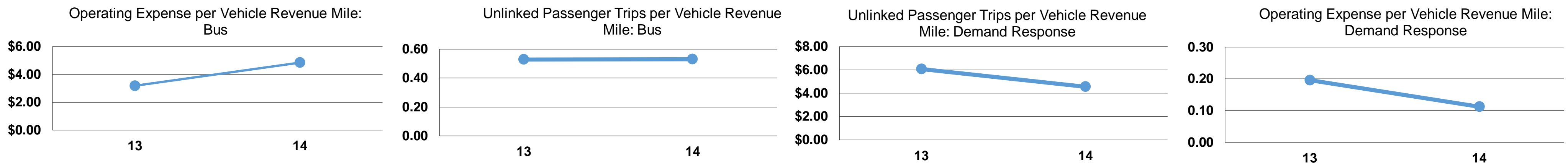
Performance Measures

Service Efficiency

Mode	Operating Expenses per Vehicle Revenue Mile	Operating Expenses per Vehicle Revenue Hour
Demand Response	\$4.55	\$61.00
Bus	\$4.85	\$65.94
Total	\$4.81	\$65.32

Service Effectiveness

Mode	Operating Expenses per Unlinked Passenger Trip	Unlinked Trips per Vehicle Revenue Mile	Unlinked Trips per Vehicle Revenue Hour
Demand Response	\$40.60	0.1	1.5
Bus	\$9.14	0.5	7.2
Total	\$10.06	0.5	6.5



Notes:

¹Demand Response - Taxi (DT) and non-dedicated fleets do not report fleet age data.