

# Venango County Transportation Office (VCTO)

2014 Annual Agency Profile

## General Information

### Service Consumption

82,609 Annual Unlinked Trips (UPT)

### Service Supplied

341,029 Annual Vehicle Revenue Miles (VRM)

19,630 Annual Vehicle Revenue Hours (VRH)

### Summary of Operating Expenses (OE)

\$894,476 Total Operating Expenses

### Database Information

NTDID: 3R04-30168

Reporter Type: Rural General Public Transit

## Financial Information

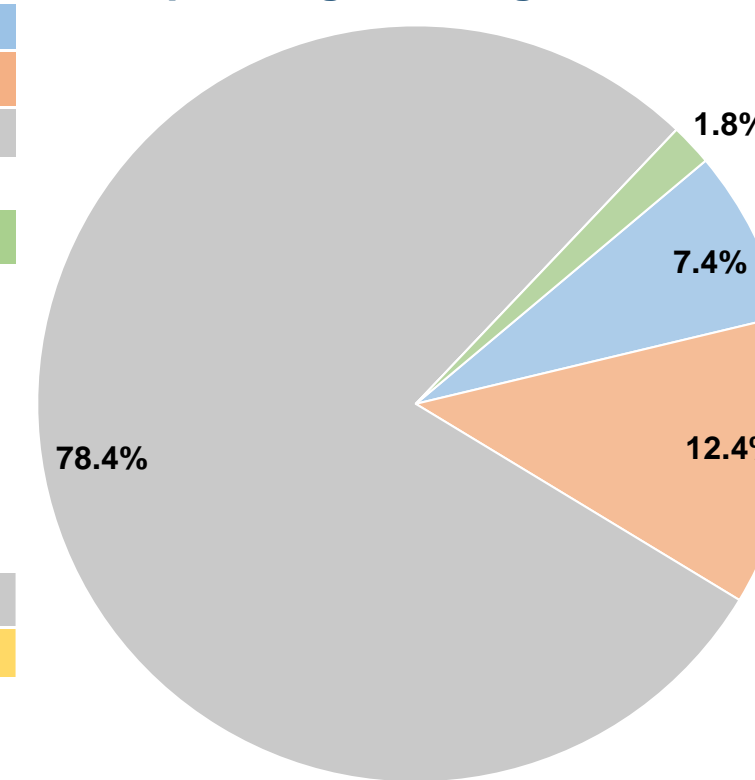
### Sources of Operating Funds Expended

Fare Revenues	\$65,998	7.4%
Local Funds	\$110,967	12.4%
State Funds	\$701,529	78.4%
Federal Assistance	\$0	0.0%
Other Funds	\$15,982	1.8%
<b>Total Operating Funds Expended</b>	<b>\$894,476</b>	<b>100.0%</b>

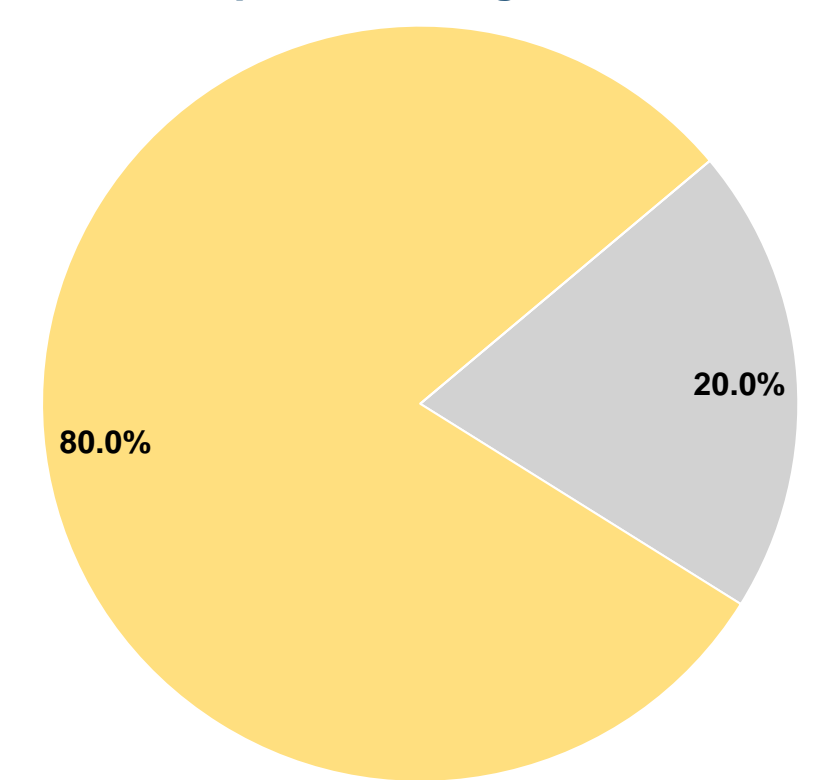
### Sources of Capital Funds Expended

Fare Revenues	\$0	0.0%
Local Funds	\$0	0.0%
State Funds	\$32,484	20.0%
Federal Assistance	\$129,936	80.0%
Other Funds	\$0	0.0%
<b>Total Capital Funds Expended</b>	<b>\$162,420</b>	<b>100.0%</b>

### Operating Funding Sources



### Capital Funding Sources



## Modal Characteristics

### Operation Characteristics

#### Vehicles Operated at Maximum Service

Mode	Directly Operated	Purchased Transportation	Operating Expenses	Fare Revenues	Uses of Capital Funds	Annual Unlinked Trips	Annual Vehicle Revenue Miles	Annual Vehicle Revenue Hours
Demand Response	12	-	\$450,874	\$166	\$79,162	26,339	183,180	10,605
Bus	3	-	\$443,602	\$65,832	\$83,256	56,270	157,849	9,025
<b>Total</b>	<b>15</b>	<b>-</b>	<b>\$894,476</b>	<b>\$65,998</b>	<b>\$162,418</b>	<b>82,609</b>	<b>341,029</b>	<b>19,630</b>

### Performance Measures


#### Service Efficiency

Mode	Operating Expenses per Vehicle Revenue Mile	Operating Expenses per Vehicle Revenue Hour
Demand Response	\$2.46	\$42.52
Bus	\$2.81	\$49.15
<b>Total</b>	<b>\$2.62</b>	<b>\$45.57</b>

#### Service Effectiveness

Mode	Operating Expenses per Unlinked Passenger Trip	Unlinked Trips per Vehicle Revenue Mile	Unlinked Trips per Vehicle Revenue Hour
Demand Response	\$17.12	0.1	2.5
Bus	\$7.88	0.4	6.2
<b>Total</b>	<b>\$10.83</b>	<b>0.2</b>	<b>4.2</b>

Operating Expense per Vehicle Revenue Mile: Agency Total



Unlinked Passenger Trips per Vehicle Revenue Mile: Agency Total

