

## General Information

### Service Consumption

278,454 Annual Unlinked Trips (UPT)

### Service Supplied

628,885 Annual Vehicle Revenue Miles (VRM)

40,716 Annual Vehicle Revenue Hours (VRH)

### Summary of Operating Expenses (OE)

\$2,561,222 Total Operating Expenses

### Database Information

NTDID: 3R05-30119

Reporter Type: Rural General Public Transit

## Financial Information

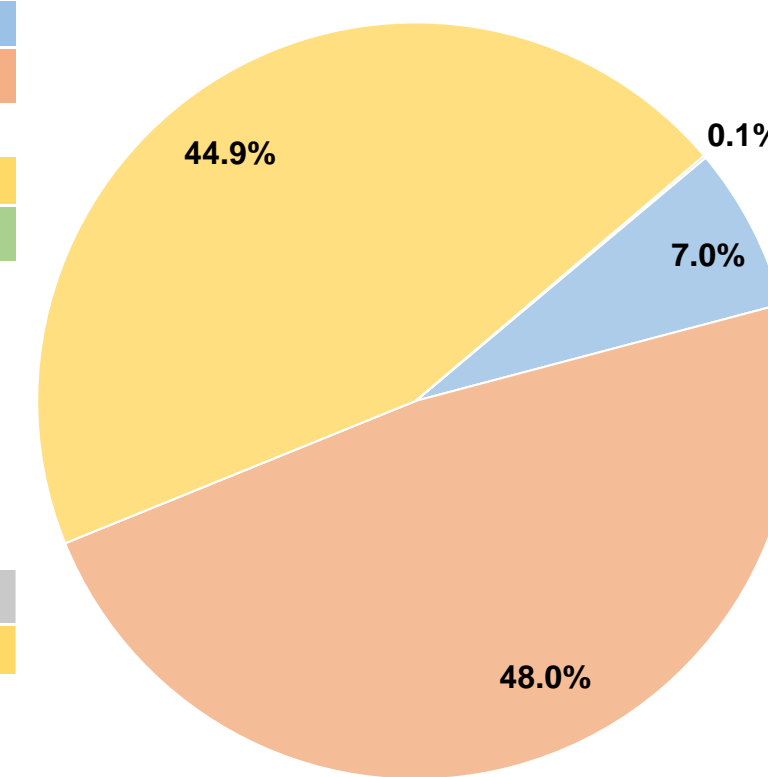
### Sources of Operating Funds Expended

Fare Revenues	\$179,110	7.0%
Local Funds	\$1,228,862	48.0%
State Funds	\$0	0.0%
Federal Assistance	\$1,150,570	44.9%
Other Funds	\$2,680	0.1%
<b>Total Operating Funds Expended</b>	<b>\$2,561,222</b>	<b>100.0%</b>

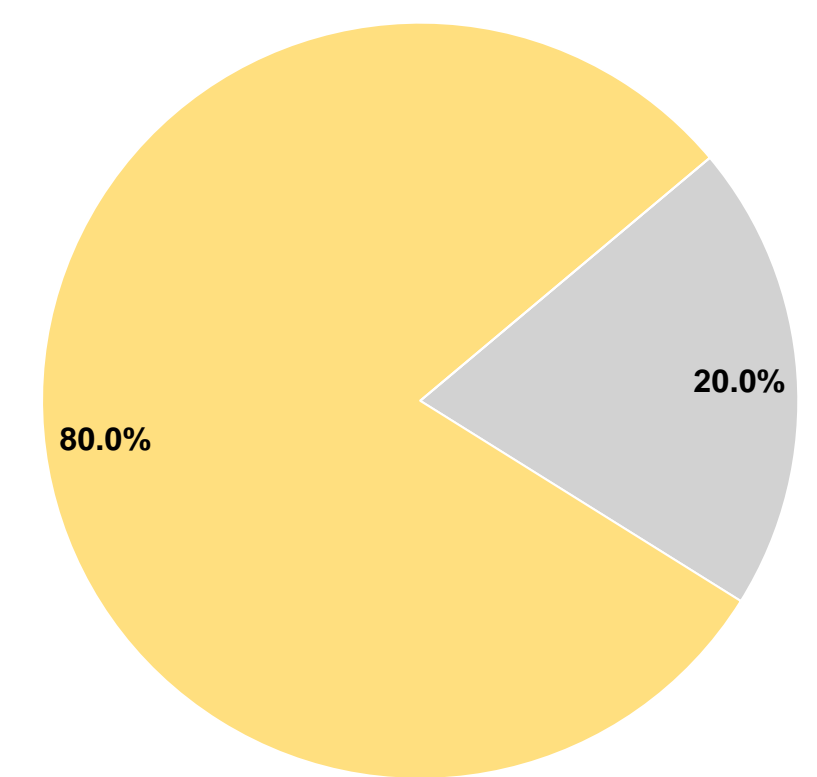
### Sources of Capital Funds Expended

Fare Revenues	\$0	0.0%
Local Funds	\$0	0.0%
State Funds	\$49,267	20.0%
Federal Assistance	\$197,070	80.0%
Other Funds	\$0	0.0%
<b>Total Capital Funds Expended</b>	<b>\$246,337</b>	<b>100.0%</b>

### Operating Funding Sources



### Capital Funding Sources



## Modal Characteristics

### Operation Characteristics

#### Vehicles Operated at Maximum Service

Mode	Directly Operated	Purchased Transportation	Operating Expenses	Fare Revenues	Uses of Capital Funds	Annual Unlinked Trips	Annual Vehicle Revenue Miles	Annual Vehicle Revenue Hours
Demand Response	1	-	\$51,224	\$3,582	\$4,927	5,569	12,578	814
Bus	16	-	\$2,509,998	\$175,528	\$241,410	272,885	616,307	39,902
<b>Total</b>	<b>17</b>	<b>-</b>	<b>\$2,561,222</b>	<b>\$179,110</b>	<b>\$246,337</b>	<b>278,454</b>	<b>628,885</b>	<b>40,716</b>

### Performance Measures

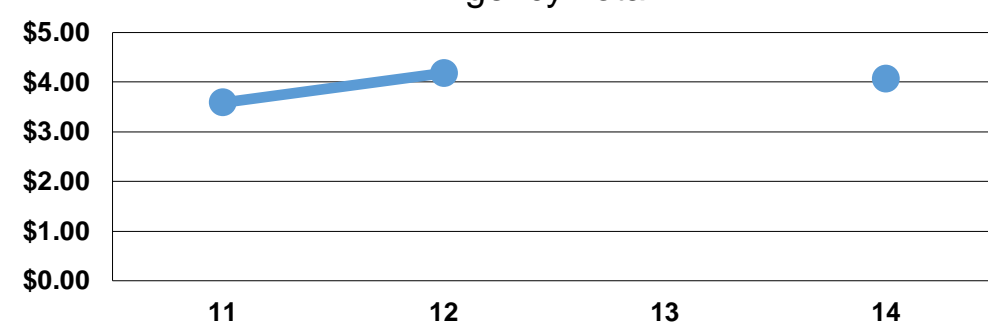
#### Service Efficiency

Mode	Operating Expenses per Vehicle Revenue Mile	Operating Expenses per Vehicle Revenue Hour
Demand Response	\$4.07	\$62.93
Bus	\$4.07	\$62.90
<b>Total</b>	<b>\$4.07</b>	<b>\$62.90</b>

#### Service Effectiveness

Mode	Operating Expenses per Unlinked Passenger Trip	Unlinked Trips per Vehicle Revenue Mile	Unlinked Trips per Vehicle Revenue Hour
Demand Response	\$9.20	0.4	6.8
Bus	\$9.20	0.4	6.8
<b>Total</b>	<b>\$9.20</b>	<b>0.4</b>	<b>6.8</b>

Operating Expense per Vehicle Revenue Mile: Agency Total



Unlinked Passenger Trips per Vehicle Revenue Mile: Agency Total

