

Randolph County Senior Center dba Country Roads Transit (CRT)

2014 Annual Agency Profile

Executive Director: Mr. William Robinson
 304-558-0428

General Information

Service Consumption

23,706 Annual Unlinked Trips (UPT)

Service Supplied

140,048 Annual Vehicle Revenue Miles (VRM)

14,087 Annual Vehicle Revenue Hours (VRH)

Summary of Operating Expenses (OE)

\$482,949 Total Operating Expenses

Database Information

NTDID: 3R05-30122

Reporter Type: Rural General Public Transit

Financial Information

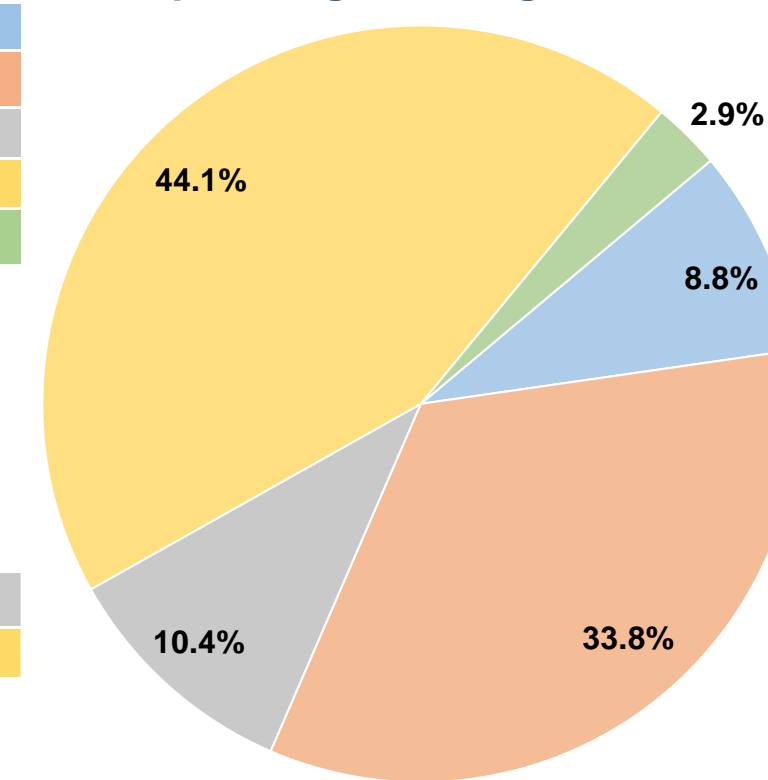
Sources of Operating Funds Expended

Fare Revenues	\$42,651	8.8%
Local Funds	\$163,122	33.8%
State Funds	\$50,000	10.4%
Federal Assistance	\$213,122	44.1%
Other Funds	\$14,054	2.9%
Total Operating Funds Expended	\$482,949	100.0%

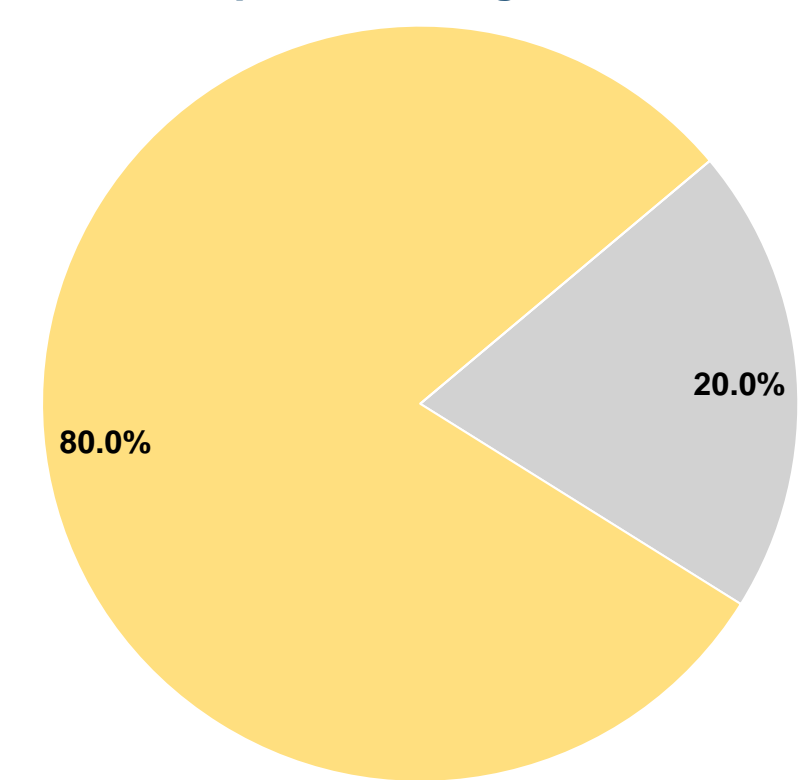
Sources of Capital Funds Expended

Fare Revenues	\$0	0.0%
Local Funds	\$0	0.0%
State Funds	\$53,379	20.0%
Federal Assistance	\$213,518	80.0%
Other Funds	\$0	0.0%
Total Capital Funds Expended	\$266,897	100.0%

Operating Funding Sources



Capital Funding Sources



Modal Characteristics

Operation Characteristics

Vehicles Operated at Maximum Service

Mode	Directly Operated	Purchased Transportation	Operating Expenses	Fare Revenues	Uses of Capital Funds	Annual Unlinked Trips	Annual Vehicle Revenue Miles	Annual Vehicle Revenue Hours
Demand Response	7	-	\$359,459	\$31,745	\$198,651	17,644	104,238	10,485
Bus	3	-	\$123,490	\$10,906	\$68,246	6,062	35,810	3,602
Total	10	-	\$482,949	\$42,651	\$266,897	23,706	140,048	14,087

Performance Measures


Service Efficiency

Mode	Operating Expenses per Vehicle Revenue Mile	Operating Expenses per Vehicle Revenue Hour
Demand Response	\$3.45	\$34.28
Bus	\$3.45	\$34.28
Total	\$3.45	\$34.28

Service Effectiveness

Mode	Operating Expenses per Unlinked Passenger Trip	Unlinked Trips per Vehicle Revenue Mile	Unlinked Trips per Vehicle Revenue Hour
Demand Response	\$20.37	0.2	1.7
Bus	\$20.37	0.2	1.7
Total	\$20.37	0.2	1.7

Operating Expense per Vehicle Revenue Mile: Agency Total



Unlinked Passenger Trips per Vehicle Revenue Mile: Agency Total

