

**General Information**

**Financial Information**

**Service Consumption**

20,230 Annual Unlinked Trips (UPT)

**Service Supplied**

42,251 Annual Vehicle Revenue Miles (VRM)

2,815 Annual Vehicle Revenue Hours (VRH)

**Summary of Operating Expenses (OE)**

\$78,999 Total Operating Expenses

**Database Information**

NTDID: 3R06-30157

Reporter Type: Rural General Public Transit

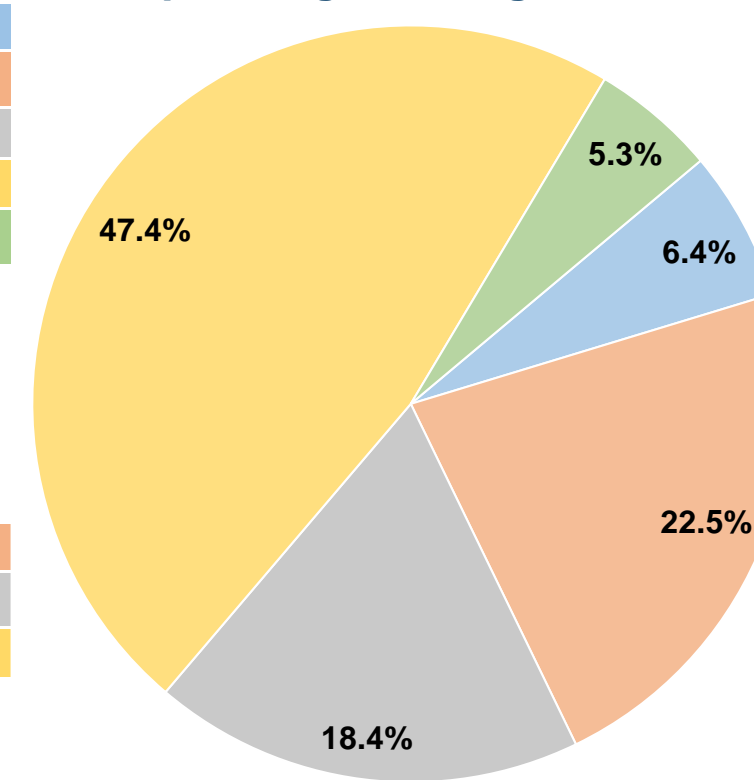
**Sources of Operating Funds Expended**

Fare Revenues	\$5,067	6.4%
Local Funds	\$17,781	22.5%
State Funds	\$14,543	18.4%
Federal Assistance	\$37,408	47.4%
Other Funds	\$4,200	5.3%
<b>Total Operating Funds Expended</b>	<b>\$78,999</b>	<b>100.0%</b>

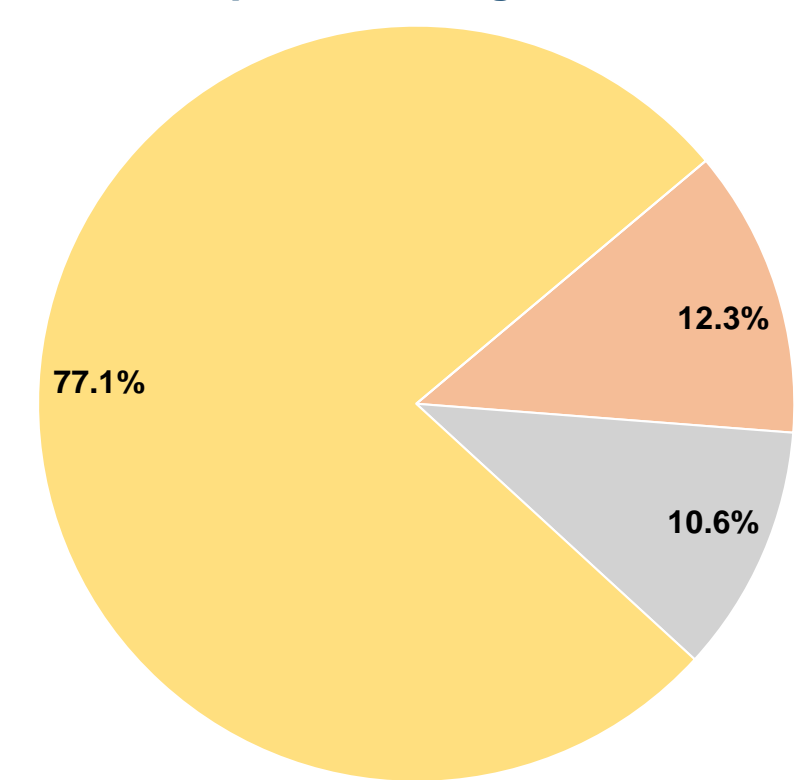
**Sources of Capital Funds Expended**

Fare Revenues	\$0	0.0%
Local Funds	\$5,854	12.3%
State Funds	\$5,031	10.6%
Federal Assistance	\$36,586	77.1%
Other Funds	\$0	0.0%
<b>Total Capital Funds Expended</b>	<b>\$47,471</b>	<b>100.0%</b>

**Operating Funding Sources**



**Capital Funding Sources**



**Modal Characteristics**

**Operation Characteristics**

**Vehicles Operated at Maximum Service**

Mode	Directly Operated	Purchased Transportation	Operating Expenses	Fare Revenues	Uses of Capital Funds	Annual Unlinked Trips	Annual Vehicle Revenue Miles	Annual Vehicle Revenue Hours
Bus	2	-	\$78,999	\$5,067	\$47,471	20,230	42,251	2,815
<b>Total</b>	<b>2</b>	<b>-</b>	<b>\$78,999</b>	<b>\$5,067</b>	<b>\$47,471</b>	<b>20,230</b>	<b>42,251</b>	<b>2,815</b>

**Performance Measures**

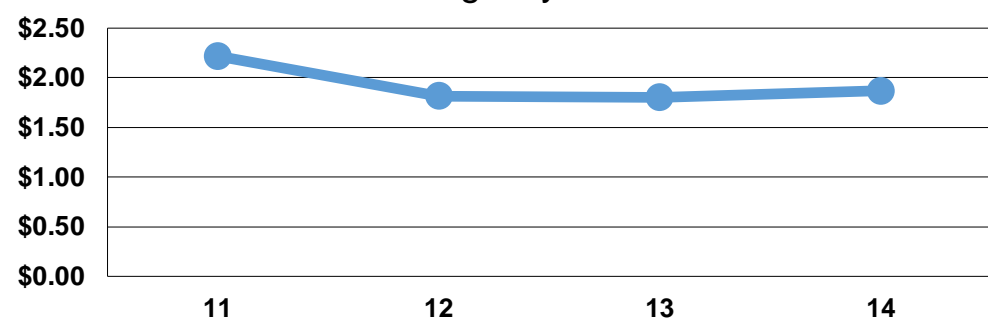
**Service Efficiency**

Mode	Operating Expenses per Vehicle Revenue Mile	Operating Expenses per Vehicle Revenue Hour
Bus	\$1.87	\$28.06
<b>Total</b>	<b>\$1.87</b>	<b>\$28.06</b>

**Service Effectiveness**

Mode	Operating Expenses per Unlinked Passenger Trip	Unlinked Trips per Vehicle Revenue Mile	Unlinked Trips per Vehicle Revenue Hour
Bus	\$3.91	0.5	7.2
<b>Total</b>	<b>\$3.91</b>	<b>0.5</b>	<b>7.2</b>

Operating Expense per Vehicle Revenue Mile: Agency Total



Unlinked Passenger Trips per Vehicle Revenue Mile: Agency Total

