

General Information

Financial Information

Service Consumption

39,218 Annual Unlinked Trips (UPT)

Service Supplied

393,550 Annual Vehicle Revenue Miles (VRM)

13,549 Annual Vehicle Revenue Hours (VRH)

Summary of Operating Expenses (OE)

\$399,917 Total Operating Expenses

Database Information

NTDID: 3R06-30184

Reporter Type: Rural General Public Transit

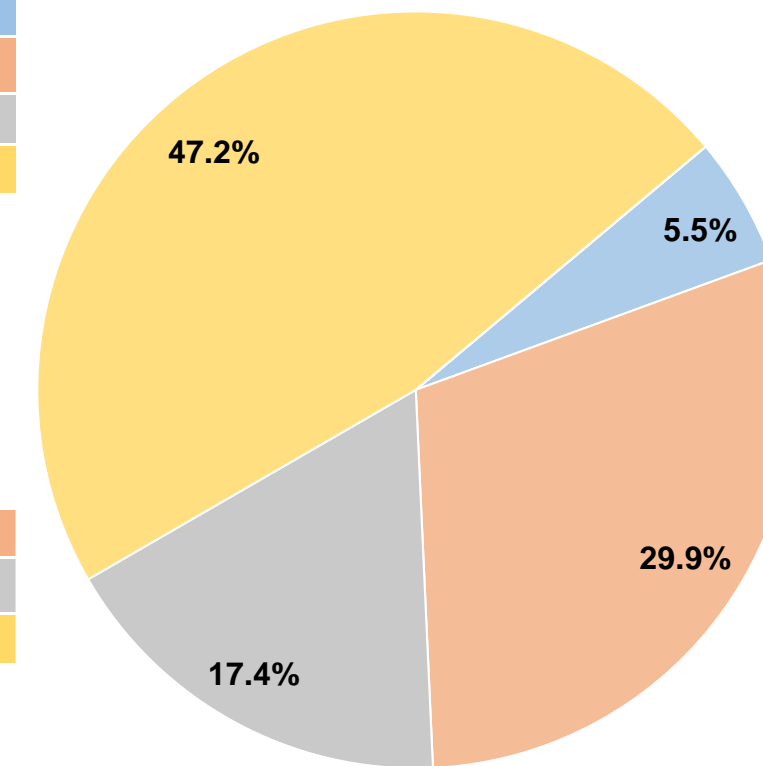
Sources of Operating Funds Expended

| | | |
|---------------------------------------|------------------|---------------|
| Fare Revenues | \$22,124 | 5.5% |
| Local Funds | \$119,393 | 29.9% |
| State Funds | \$69,504 | 17.4% |
| Federal Assistance | \$188,896 | 47.2% |
| Other Funds | \$0 | 0.0% |
| Total Operating Funds Expended | \$399,917 | 100.0% |

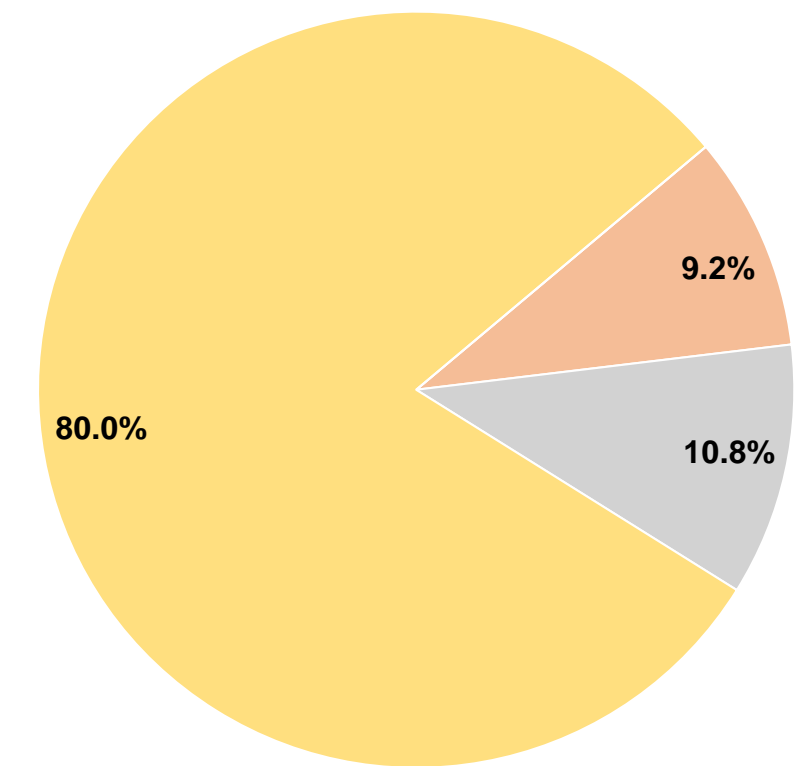
Sources of Capital Funds Expended

| | | |
|-------------------------------------|-----------------|---------------|
| Fare Revenues | \$0 | 0.0% |
| Local Funds | \$4,142 | 9.2% |
| State Funds | \$4,863 | 10.8% |
| Federal Assistance | \$36,021 | 80.0% |
| Other Funds | \$0 | 0.0% |
| Total Capital Funds Expended | \$45,026 | 100.0% |

Operating Funding Sources



Capital Funding Sources



Modal Characteristics

Operation Characteristics

Vehicles Operated at Maximum Service

| Mode | Directly Operated | Purchased Transportation | Operating Expenses | Fare Revenues | Uses of Capital Funds | Annual Unlinked Trips | Annual Vehicle Revenue Miles | Annual Vehicle Revenue Hours |
|--------------|-------------------|--------------------------|--------------------|-----------------|-----------------------|-----------------------|------------------------------|------------------------------|
| Bus | 7 | - | \$399,917 | \$22,124 | \$45,026 | 39,218 | 393,550 | 13,549 |
| Total | 7 | - | \$399,917 | \$22,124 | \$45,026 | 39,218 | 393,550 | 13,549 |

Performance Measures

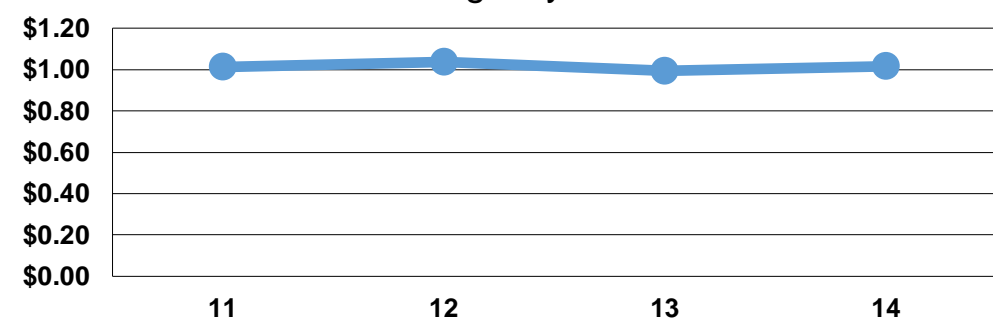
Service Efficiency

| Mode | Operating Expenses per Vehicle Revenue Mile | Operating Expenses per Vehicle Revenue Hour |
|--------------|---|---|
| Bus | \$1.02 | \$29.52 |
| Total | \$1.02 | \$29.52 |

Service Effectiveness

| Mode | Operating Expenses per Unlinked Passenger Trip | Unlinked Trips per Vehicle Revenue Mile | Unlinked Trips per Vehicle Revenue Hour |
|--------------|--|---|---|
| Bus | \$10.20 | 0.1 | 2.9 |
| Total | \$10.20 | 0.1 | 2.9 |

Operating Expense per Vehicle Revenue Mile: Agency Total



Unlinked Passenger Trips per Vehicle Revenue Mile: Agency Total

