

General Information

Urbanized Area (UZA) Statistics - 2010 Census

High Point, NC
113 Square Miles
166,485 Population
202 Pop. Rank out of 498 UZAs

Service Area Statistics

52 Square Miles
104,371 Population

Service Consumption

903,877 Annual Unlinked Trips (UPT)

Service Supplied

582,505 Annual Vehicle Revenue Miles (VRM)
43,468 Annual Vehicle Revenue Hours (VRH)

Database Information

NTDID: 40011

Reporter Type: Small Systems Reporter

Financial Information

Sources of Operating Funds Expended

Fare Revenues	\$547,966	18.2%
Local Funds	\$178,280	5.9%
State Funds	\$432,808	14.3%
Federal Assistance	\$1,337,609	44.3%
Other Funds	\$519,626	17.2%

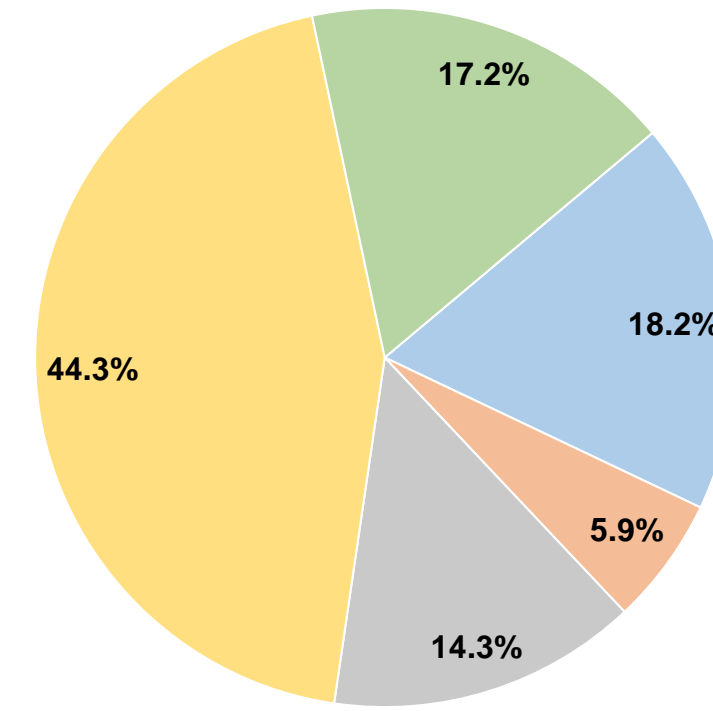
Total Operating Funds Expended \$3,016,289 100.0%

Sources of Capital Funds Expended

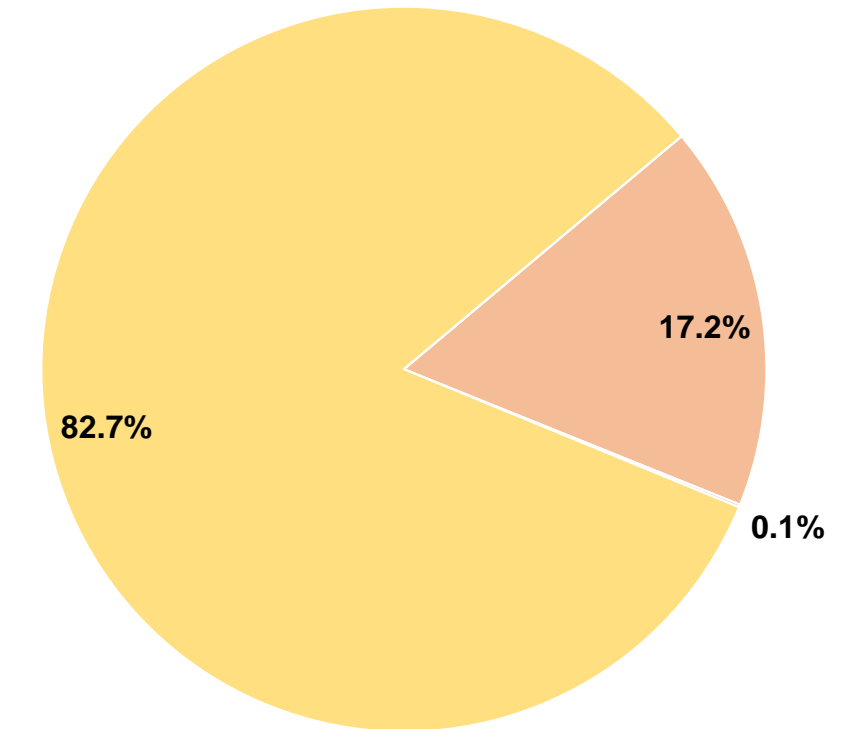
Fare Revenues	\$0	0.0%
Local Funds	\$42,125	17.2%
State Funds	\$305	0.1%
Federal Assistance	\$202,394	82.7%
Other Funds	\$0	0.0%

Total Capital Funds Expended \$244,824 100.0%

Operating Funding Sources



Capital Funding Sources



Modal Characteristics

Operation Characteristics

Vehicles Operated at Maximum Service

Mode	Directly Operated	Purchased Transportation	Operating Expenses	Fare Revenues	Uses of Capital Funds	Annual Unlinked Trips	Annual Vehicle Revenue Miles	Annual Vehicle Revenue Hours	Average Fleet Age in Years ¹
Demand Response	6	-	\$545,195	\$60,050	\$0	31,781	119,650	10,431	3.7
Bus	12	-	\$2,471,094	\$487,916	\$244,824	872,096	462,855	33,037	9.2
Total	18	-	\$3,016,289	\$547,966	\$244,824	903,877	582,505	43,468	

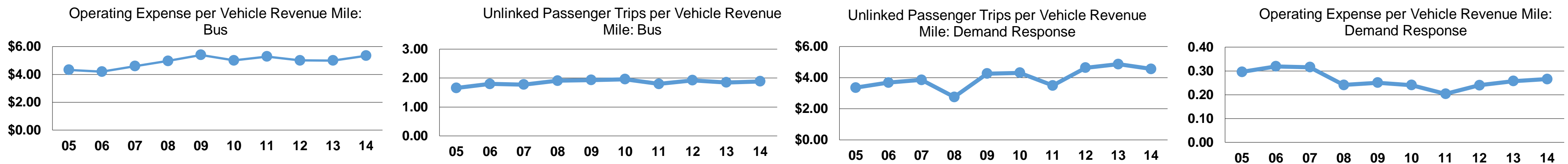
Performance Measures

Service Efficiency

Mode	Operating Expenses per Vehicle Revenue Mile	Operating Expenses per Vehicle Revenue Hour
Demand Response	\$4.56	\$52.27
Bus	\$5.34	\$74.80
Total	\$5.18	\$69.39

Service Effectiveness

Mode	Operating Expenses per Unlinked Passenger Trip	Unlinked Trips per Vehicle Revenue Mile	Unlinked Trips per Vehicle Revenue Hour
Demand Response	\$17.15	0.3	3.0
Bus	\$2.83	1.9	26.4
Total	\$3.34	1.6	20.8



Notes:

¹Demand Response - Taxi (DT) and non-dedicated fleets do not report fleet age data.