

General Information

Urbanized Area (UZA) Statistics - 2010 Census

Tuscaloosa, AL
90 Square Miles
139,114 Population
233 Pop. Rank out of 498 UZAs

Other UZAs Served

0 Alabama Non-UZA

Service Area Statistics

171 Square Miles
136,487 Population

Service Consumption

319,211 Annual Unlinked Trips (UPT)

Service Supplied

419,765 Annual Vehicle Revenue Miles (VRM)
28,088 Annual Vehicle Revenue Hours (VRH)

Database Information

NTDID: 40045

Reporter Type: Small Systems Reporter

Financial Information

Sources of Operating Funds Expended

Fare Revenues	\$198,252	11.4%
Local Funds	\$814,979	46.8%
State Funds	\$0	0.0%
Federal Assistance	\$729,152	41.8%
Other Funds	\$0	0.0%

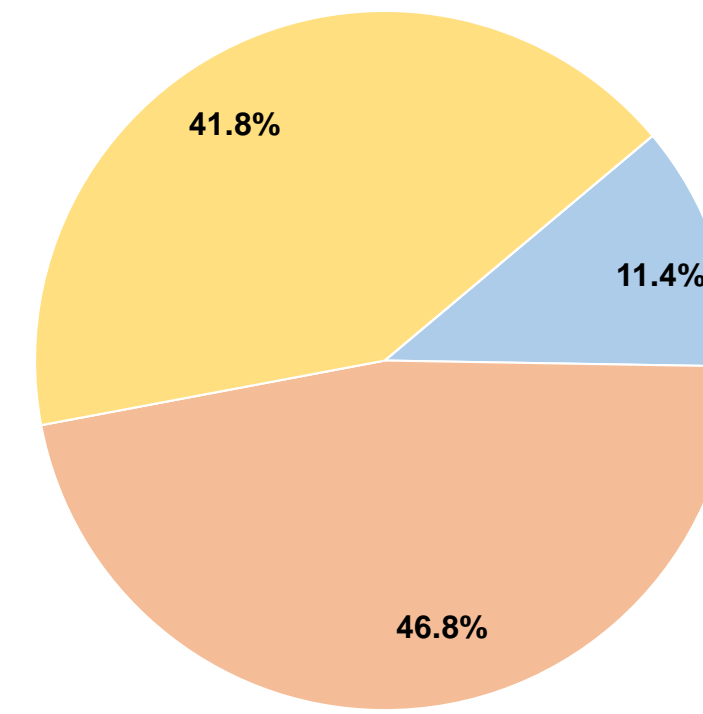
Total Operating Funds Expended \$1,742,383 100.0%

Sources of Capital Funds Expended

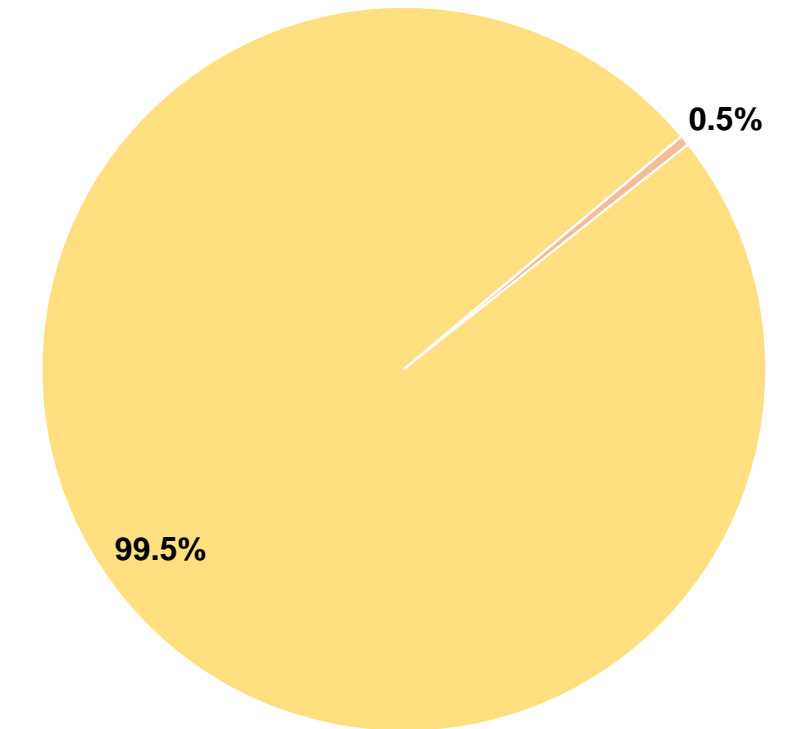
Fare Revenues	\$0	0.0%
Local Funds	\$1,200	0.5%
State Funds	\$0	0.0%
Federal Assistance	\$258,007	99.5%
Other Funds	\$0	0.0%

Total Capital Funds Expended \$259,207 100.0%

Operating Funding Sources



Capital Funding Sources



Modal Characteristics

Operation Characteristics

Vehicles Operated at Maximum Service

Mode	Directly Operated	Purchased Transportation	Operating Expenses	Fare Revenues	Uses of Capital Funds	Annual Unlinked Trips	Annual Vehicle Revenue Miles	Annual Vehicle Revenue Hours	Average Fleet Age in Years ¹
Demand Response	5	-	\$445,193	\$48,733	\$55,181	15,055	120,748	9,640	6.0
Bus	7	-	\$1,297,190	\$149,519	\$204,026	304,156	299,017	18,448	4.5
Total	12	-	\$1,742,383	\$198,252	\$259,207	319,211	419,765	28,088	

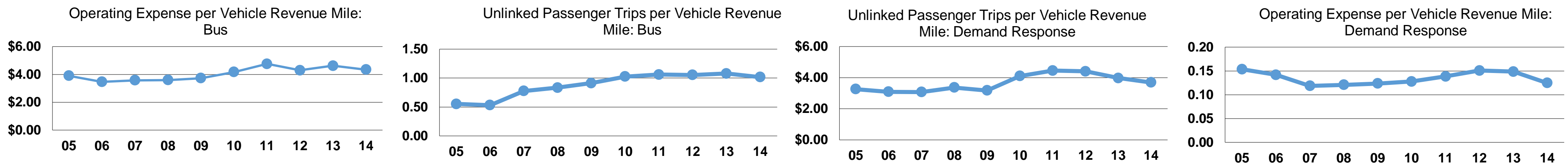
Performance Measures

Service Efficiency

Mode	Operating Expenses per Vehicle Revenue Mile	Operating Expenses per Vehicle Revenue Hour
Demand Response	\$3.69	\$46.18
Bus	\$4.34	\$70.32
Total	\$4.15	\$62.03

Service Effectiveness

Mode	Operating Expenses per Unlinked Passenger Trip	Unlinked Trips per Vehicle Revenue Mile	Unlinked Trips per Vehicle Revenue Hour
Demand Response	\$29.57	0.1	1.6
Bus	\$4.26	1.0	16.5
Total	\$5.46	0.8	11.4



Notes:

¹Demand Response - Taxi (DT) and non-dedicated fleets do not report fleet age data.