

General Information

Urbanized Area (UZA) Statistics - 2010 Census

Anniston-Oxford, AL
 87 Square Miles
 79,796 Population
 360 Pop. Rank out of 498 UZAs

Other UZAs Served

0 Alabama Non-UZA

Service Area Statistics

4,992 Square Miles
 324,423 Population

Service Consumption

295,135 Annual Unlinked Trips (UPT)

Service Supplied

624,444 Annual Vehicle Revenue Miles (VRM)
 50,200 Annual Vehicle Revenue Hours (VRH)

Database Information

NTDID: 40064

Reporter Type: Small Systems Reporter

Financial Information

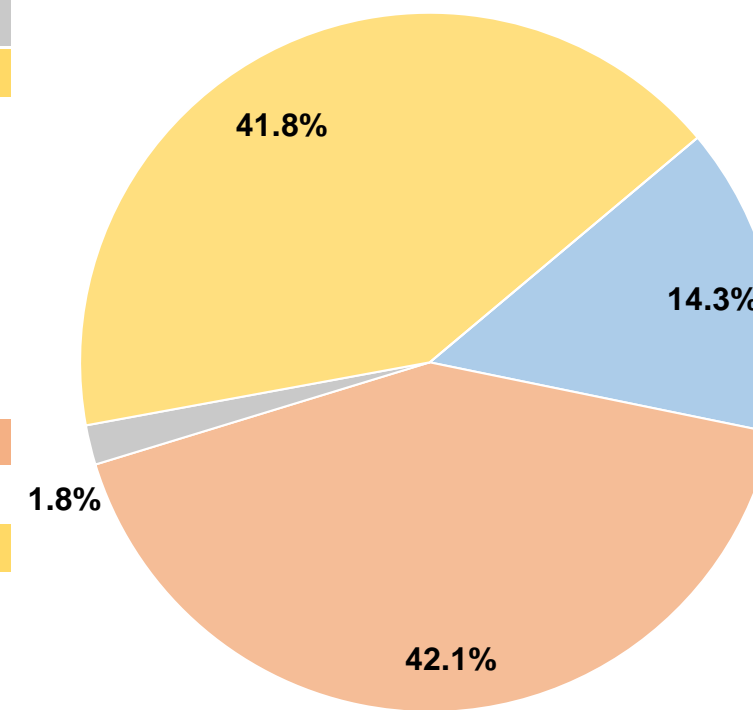
Sources of Operating Funds Expended

Fare Revenues	\$285,288	14.3%
Local Funds	\$837,500	42.1%
State Funds	\$36,516	1.8%
Federal Assistance	\$831,841	41.8%
Other Funds	\$0	0.0%
Total Operating Funds Expended	\$1,991,145	100.0%

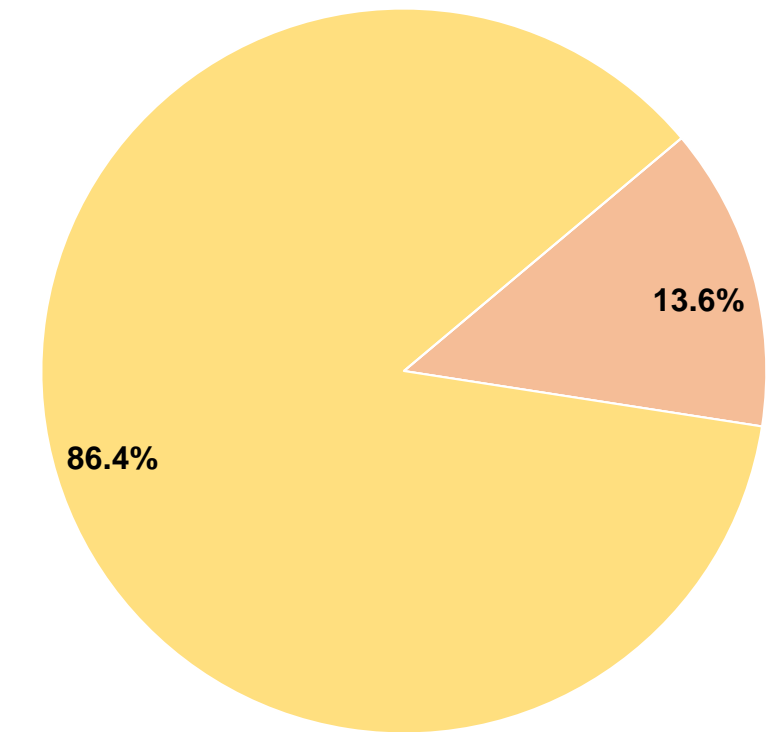
Sources of Capital Funds Expended

Fare Revenues	\$0	0.0%
Local Funds	\$25,665	13.6%
State Funds	\$0	0.0%
Federal Assistance	\$163,650	86.4%
Other Funds	\$0	0.0%
Total Capital Funds Expended	\$189,315	100.0%

Operating Funding Sources



Capital Funding Sources



Modal Characteristics

Operation Characteristics

Vehicles Operated at Maximum Service

Mode	Directly Operated	Purchased Transportation	Operating Expenses	Fare Revenues	Uses of Capital Funds	Annual Unlinked Trips	Annual Vehicle Revenue Miles	Annual Vehicle Revenue Hours	Average Fleet Age in Years ¹
Demand Response	-	25	\$1,300,585	\$214,622	\$59,595	116,869	431,484	37,856	4.9
Bus	-	4	\$690,560	\$70,666	\$129,720	178,266	192,960	12,344	4.5
Total	-	29	\$1,991,145	\$285,288	\$189,315	295,135	624,444	50,200	


Performance Measures

Service Efficiency

Mode	Operating Expenses per Vehicle Revenue Mile	Operating Expenses per Vehicle Revenue Hour
Demand Response	\$3.01	\$34.36
Bus	\$3.58	\$55.94
Total	\$3.19	\$39.66

Service Effectiveness

Mode	Operating Expenses per Unlinked Passenger Trip	Unlinked Trips per Vehicle Revenue Mile	Unlinked Trips per Vehicle Revenue Hour
Demand Response	\$11.13	0.3	3.1
Bus	\$3.87	0.9	14.4
Total	\$6.75	0.5	5.9



Notes:

¹Demand Response - Taxi (DT) and non-dedicated fleets do not report fleet age data.