

Municipality of Caguas Mobility Office (MAC)
2014 Annual Agency Profile

General Information

Urbanized Area (UZA) Statistics - 2010 Census

San Juan, PR
867 **Square Miles**
2,148,346 **Population**
21 **Pop. Rank out of 498 UZAs**

Service Area Statistics

25 **Square Miles**
200,000 **Population**

Service Consumption

239,385 **Annual Unlinked Trips (UPT)**

Service Supplied

93,669 **Annual Vehicle Revenue Miles (VRM)**
12,141 **Annual Vehicle Revenue Hours (VRH)**

Database Information

NTDID: 40115
Reporter Type: Small Systems Reporter

Financial Information

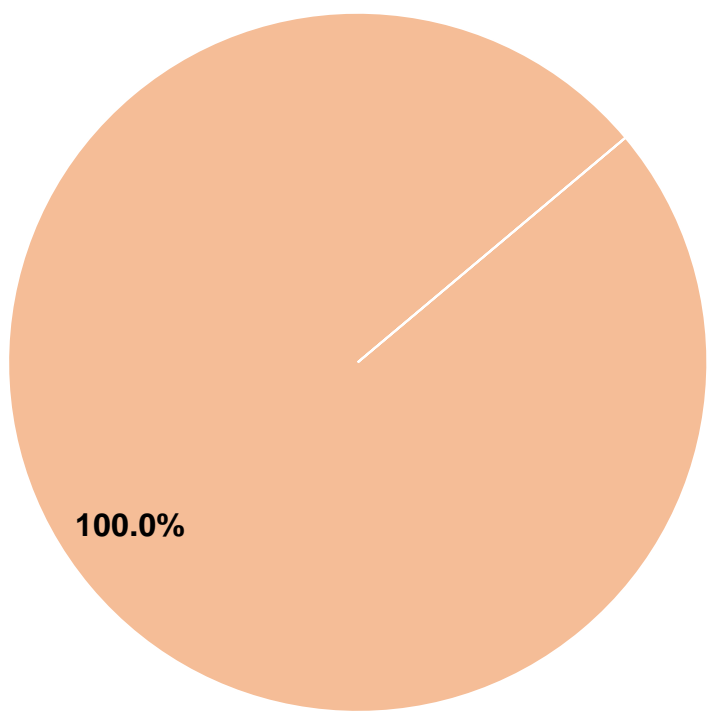
Sources of Operating Funds Expended

Fare Revenues	\$0	0.0%
Local Funds	\$664,959	100.0%
State Funds	\$0	0.0%
Federal Assistance	\$0	0.0%
Other Funds	\$0	0.0%
Total Operating Funds Expended	\$664,959	100.0%

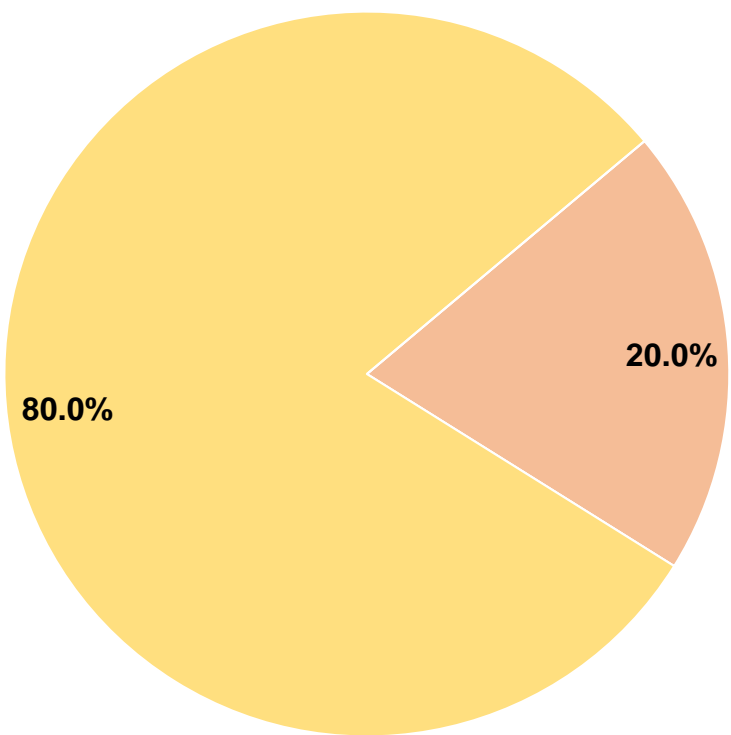
Sources of Capital Funds Expended

Fare Revenues	\$0	0.0%
Local Funds	\$163,377	20.0%
State Funds	\$0	0.0%
Federal Assistance	\$653,409	80.0%
Other Funds	\$0	0.0%
Total Capital Funds Expended	\$816,786	100.0%

Operating Funding Sources



Capital Funding Sources



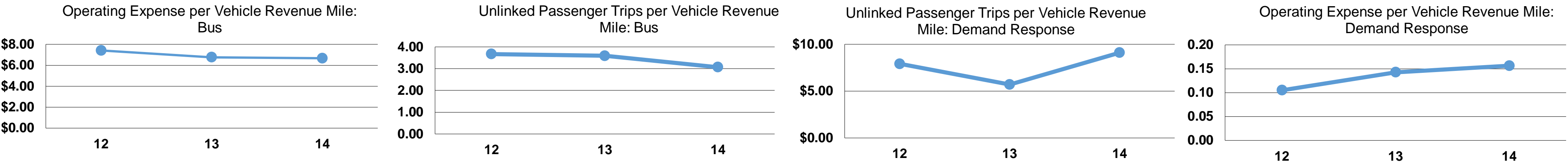
Modal Characteristics

Operation Characteristics

Mode	Vehicles Operated at Maximum Service			Fare Revenues	Uses of Capital Funds	Annual Unlinked Trips	Annual Vehicle Revenue Miles	Annual Vehicle Revenue Hours	Average Fleet Age in Years ¹
	Directly Operated	Purchased Transportation	Operating Expenses						
Demand Response	2	-	\$149,531	\$0	\$0	2,568	16,424	1,856	14.0
Bus	21	-	\$515,428	\$0	\$816,786	236,817	77,245	10,285	5.0
Total	23	-	\$664,959	\$0	\$816,786	239,385	93,669	12,141	

Performance Measures

Mode	Service Efficiency		Service Effectiveness		
	Operating Expenses per Vehicle Revenue Mile	Operating Expenses per Vehicle Revenue Hour	Operating Expenses per Unlinked Passenger Trip	Unlinked Trips per Vehicle Revenue Mile	Unlinked Trips per Vehicle Revenue Hour
Demand Response	\$9.10	\$80.57	\$58.23	0.2	1.4
Bus	\$6.67	\$50.11	\$2.18	3.1	23.0
Total	\$7.10	\$54.77	\$2.78	2.6	19.7



Notes:
¹Demand Response - Taxi (DT) and non-dedicated fleets do not report fleet age data.