

General Information

Urbanized Area (UZA) Statistics - 2010 Census

St. Augustine, FL
43 Square Miles
69,173 Population
399 Pop. Rank out of 498 UZAs

Other UZAs Served

0 Florida Non-UZA

Service Area Statistics

600 Square Miles
195,823 Population

Service Consumption

278,412 Annual Unlinked Trips (UPT)

Service Supplied

583,569 Annual Vehicle Revenue Miles (VRM)
33,499 Annual Vehicle Revenue Hours (VRH)

Database Information

NTDID: 40155

Reporter Type: Small Systems Reporter

Financial Information

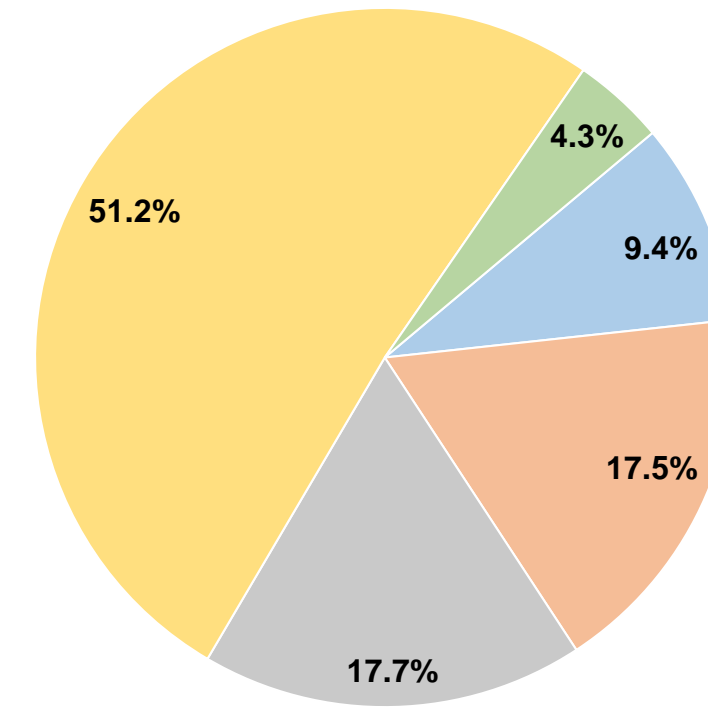
Sources of Operating Funds Expended

Fare Revenues	\$148,372	9.4%
Local Funds	\$276,489	17.5%
State Funds	\$279,784	17.7%
Federal Assistance	\$808,781	51.2%
Other Funds	\$67,415	4.3%
Total Operating Funds Expended	\$1,580,841	100.0%

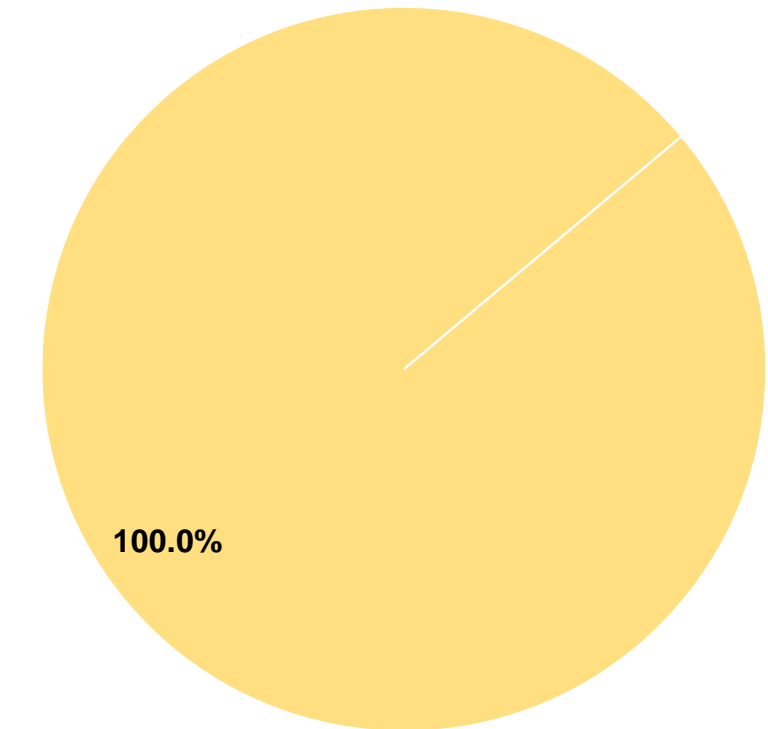
Sources of Capital Funds Expended

Fare Revenues	\$0	0.0%
Local Funds	\$0	0.0%
State Funds	\$0	0.0%
Federal Assistance	\$443,172	100.0%
Other Funds	\$0	0.0%
Total Capital Funds Expended	\$443,172	100.0%

Operating Funding Sources



Capital Funding Sources



Modal Characteristics

Operation Characteristics

Vehicles Operated at Maximum Service

Mode	Directly Operated	Purchased Transportation	Operating Expenses	Fare Revenues	Uses of Capital Funds	Annual Unlinked Trips	Annual Vehicle Revenue Miles	Annual Vehicle Revenue Hours	Average Fleet Age in Years ¹
Demand Response	-	7	\$648,243	\$50,606	\$208,140	19,010	103,058	10,289	
Bus	-	7	\$932,598	\$97,766	\$235,032	259,402	480,511	23,210	2.4
Total	-	14	\$1,580,841	\$148,372	\$443,172	278,412	583,569	33,499	

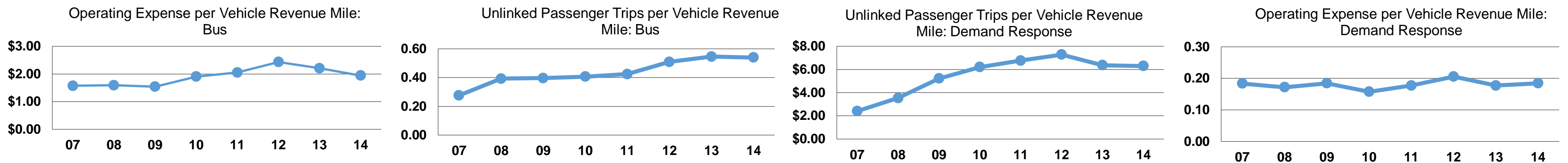
Performance Measures

Service Efficiency

Mode	Operating Expenses per Vehicle Revenue Mile	Operating Expenses per Vehicle Revenue Hour
Demand Response	\$6.29	\$63.00
Bus	\$1.94	\$40.18
Total	\$2.71	\$47.19

Service Effectiveness

Mode	Operating Expenses per Unlinked Passenger Trip	Unlinked Trips per Vehicle Revenue Mile	Unlinked Trips per Vehicle Revenue Hour
Demand Response	\$34.10	0.2	1.8
Bus	\$3.60	0.5	11.2
Total	\$5.68	0.5	8.3



Notes:

¹Demand Response - Taxi (DT) and non-dedicated fleets do not report fleet age data.