

General Information

Urbanized Area (UZA) Statistics - 2010 Census

Morristown, TN
 60 Square Miles
 59,036 Population
 449 Pop. Rank out of 498 UZAs

Other UZAs Served

0 Tennessee Non-UZA; 74 Knoxville, TN

Service Area Statistics

6,563 Square Miles
 1,176,033 Population

Service Consumption

276,937 Annual Unlinked Trips (UPT)

Service Supplied

4,679,569 Annual Vehicle Revenue Miles (VRM)
 205,985 Annual Vehicle Revenue Hours (VRH)

Database Information

NTDID: 40190

Reporter Type: Small Systems Reporter

Financial Information

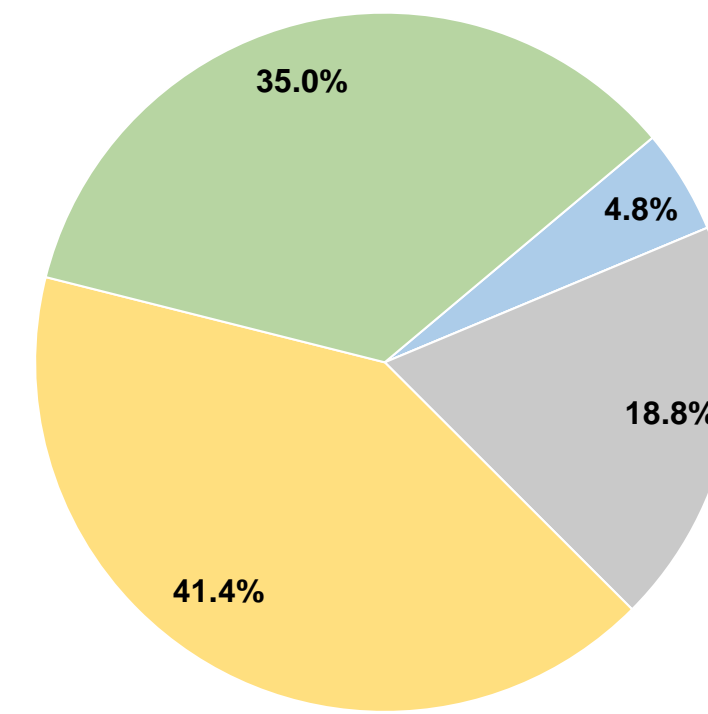
Sources of Operating Funds Expended

Fare Revenues	\$399,850	4.8%
Local Funds	\$0	0.0%
State Funds	\$1,557,009	18.8%
Federal Assistance	\$3,435,899	41.4%
Other Funds	\$2,899,711	35.0%
Total Operating Funds Expended	\$8,292,469	100.0%

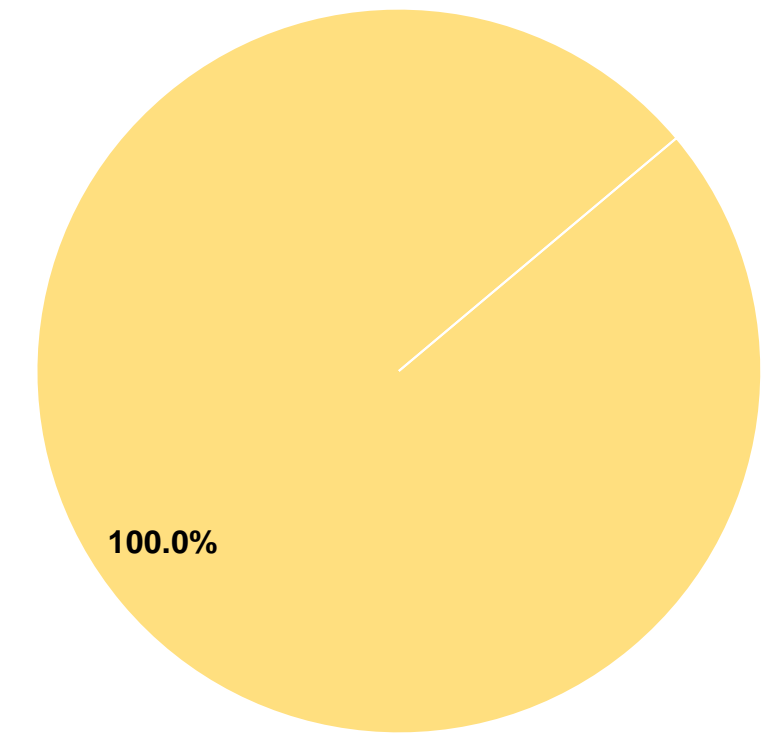
Sources of Capital Funds Expended

Fare Revenues	\$0	0.0%
Local Funds	\$0	0.0%
State Funds	\$0	0.0%
Federal Assistance	\$18,302	100.0%
Other Funds	\$0	0.0%
Total Capital Funds Expended	\$18,302	100.0%

Operating Funding Sources



Capital Funding Sources



Modal Characteristics

Operation Characteristics

Vehicles Operated at Maximum Service

Mode	Directly Operated	Purchased Transportation	Operating Expenses	Fare Revenues	Uses of Capital Funds	Annual Unlinked Trips	Annual Vehicle Revenue Miles	Annual Vehicle Revenue Hours	Average Fleet Age in Years ¹
Demand Response	134	-	\$8,292,469	\$399,850	\$18,302	276,937	4,679,569	205,985	3.3
Total	134	-	\$8,292,469	\$399,850	\$18,302	276,937	4,679,569	205,985	

Performance Measures


Service Efficiency

Mode	Operating Expenses per Vehicle Revenue Mile	Operating Expenses per Vehicle Revenue Hour
Demand Response	\$1.77	\$40.26
Total	\$1.77	\$40.26

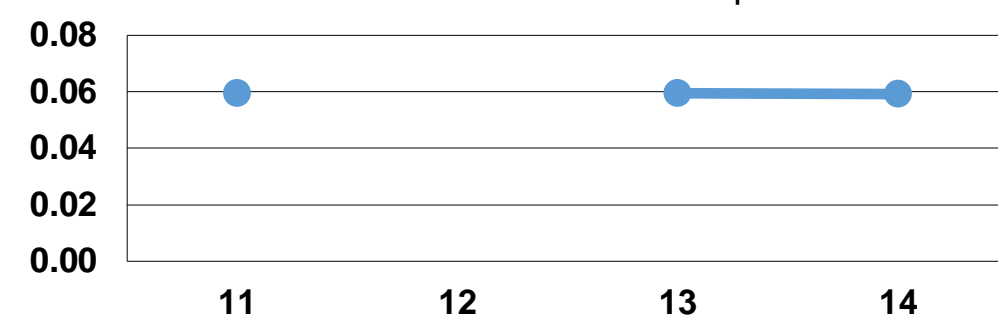
Service Effectiveness

Mode	Operating Expenses per Unlinked Passenger Trip	Unlinked Trips per Vehicle Revenue Mile	Unlinked Trips per Vehicle Revenue Hour
Demand Response	\$29.94	0.1	1.3
Total	\$29.94	0.1	1.3

Operating Expense per Vehicle Revenue Mile: Demand Response



Unlinked Passenger Trips per Vehicle Revenue Mile: Demand Response



Notes:

¹Demand Response - Taxi (DT) and non-dedicated fleets do not report fleet age data.