

General Information

Urbanized Area (UZA) Statistics - 2010 Census

Greenville, SC
320 Square Miles
400,492 Population
93 Pop. Rank out of 498 UZAs

Other UZAs Served

0 South Carolina Non-UZA

Service Area Statistics

17 Square Miles
27,883 Population

Service Consumption

1,594,421 Annual Unlinked Trips (UPT)

Service Supplied

501,399 Annual Vehicle Revenue Miles (VRM)
42,495 Annual Vehicle Revenue Hours (VRH)

Database Information

NTDID: 40208

Reporter Type: Small Systems Reporter

Financial Information

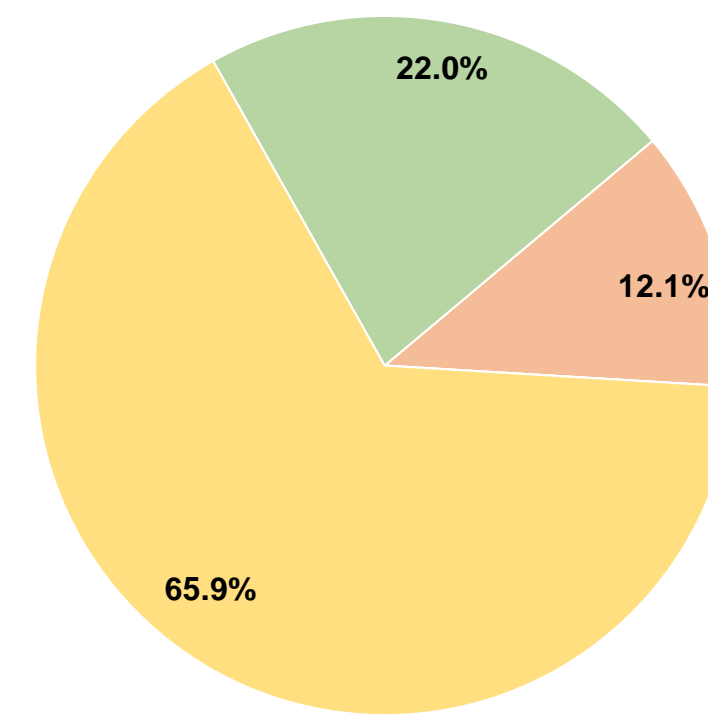
Sources of Operating Funds Expended

Fare Revenues	\$0	0.0%
Local Funds	\$235,160	12.1%
State Funds	\$0	0.0%
Federal Assistance	\$1,283,499	65.9%
Other Funds	\$429,549	22.0%
Total Operating Funds Expended	\$1,948,208	100.0%

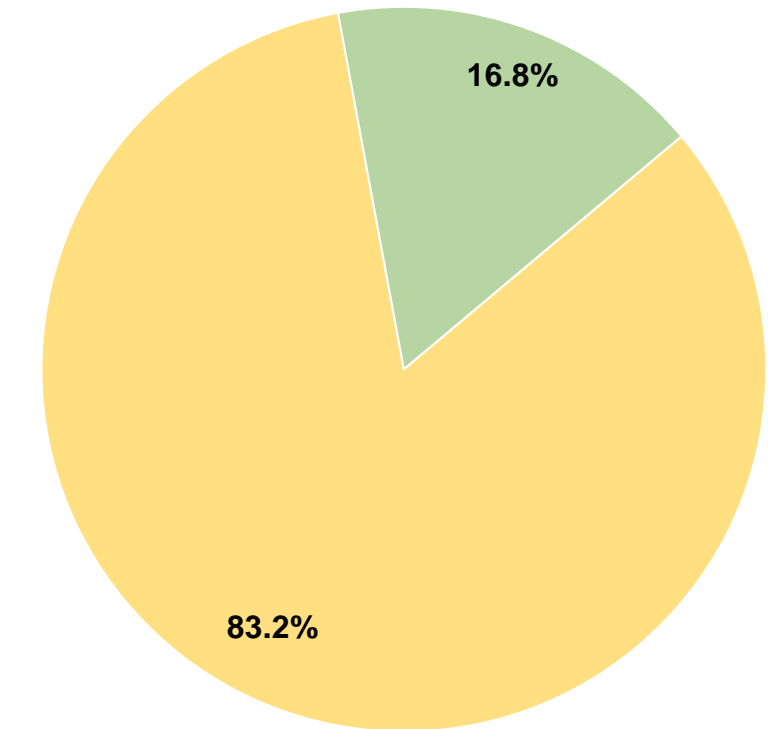
Sources of Capital Funds Expended

Fare Revenues	\$0	0.0%
Local Funds	\$0	0.0%
State Funds	\$0	0.0%
Federal Assistance	\$540,000	83.2%
Other Funds	\$109,000	16.8%
Total Capital Funds Expended	\$649,000	100.0%

Operating Funding Sources



Capital Funding Sources



Modal Characteristics

Operation Characteristics

Vehicles Operated at Maximum Service

Mode	Directly Operated	Purchased Transportation	Operating Expenses	Fare Revenues	Uses of Capital Funds	Annual Unlinked Trips	Annual Vehicle Revenue Miles	Annual Vehicle Revenue Hours	Average Fleet Age in Years ¹
Bus	19	-	\$1,948,208	\$0	\$649,000	1,594,421	501,399	42,495	7.7
Total	19	-	\$1,948,208	\$0	\$649,000	1,594,421	501,399	42,495	

Performance Measures

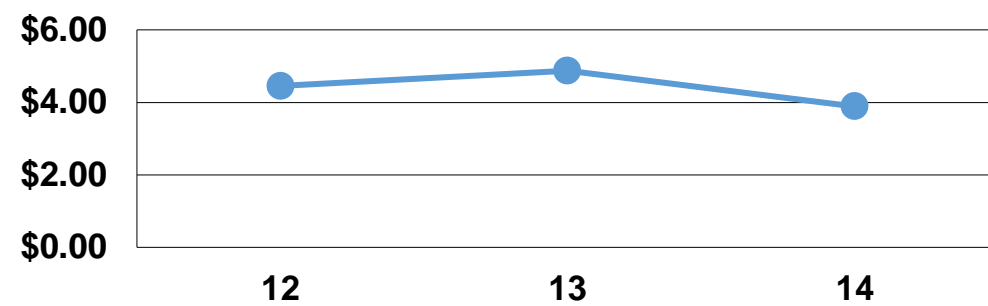
Service Efficiency

Mode	Operating Expenses per Vehicle Revenue Mile	Operating Expenses per Vehicle Revenue Hour
Bus	\$3.89	\$45.85
Total	\$3.89	\$45.85

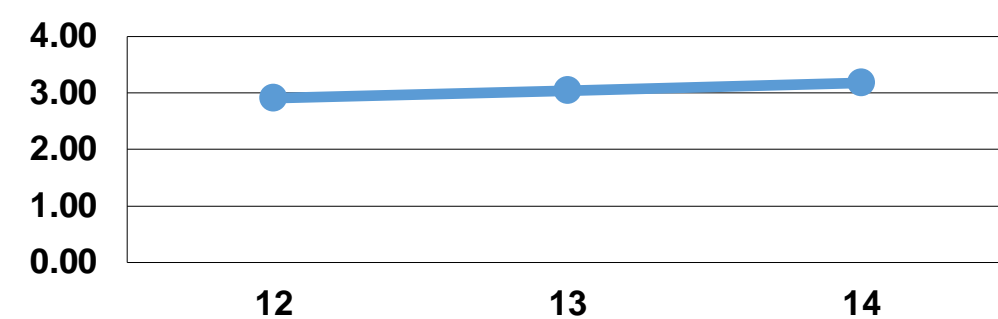
Service Effectiveness

Mode	Operating Expenses per Unlinked Passenger Trip	Unlinked Trips per Vehicle Revenue Mile	Unlinked Trips per Vehicle Revenue Hour
Bus	\$1.22	3.2	37.5
Total	\$1.22	3.2	37.5

Operating Expense per Vehicle Revenue Mile: Bus



Unlinked Passenger Trips per Vehicle Revenue Mile: Bus



Notes:

¹Demand Response - Taxi (DT) and non-dedicated fleets do not report fleet age data.