

General Information

Federally Recognized Tribal Statistical Areas

35 Catawba Reservation, SC

Service Consumption

13,500 Annual Unlinked Trips (UPT)

Service Supplied

263,119 Annual Vehicle Revenue Miles (VRM)

13,100 Annual Vehicle Revenue Hours (VRH)

Database Information

NTDID: 44907

Reporter Type: Tribal Reporter

Financial Information

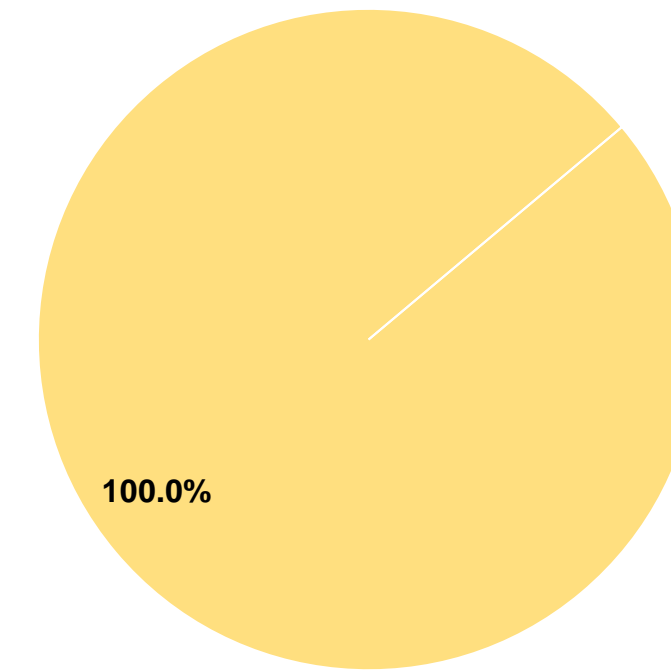
Sources of Operating Funds Expended

Fare Revenues	\$0	0.0%
Local Funds	\$0	0.0%
State Funds	\$0	0.0%
Federal Assistance	\$385,518	100.0%
Other Funds	\$0	0.0%
Total Operating Funds Expended	\$385,518	100.0%

Sources of Capital Funds Expended

Fare Revenues	\$0
Local Funds	\$0
State Funds	\$0
Federal Assistance	\$0
Other Funds	\$0
Total Capital Funds Expended	\$0

Operating Funding Sources



Modal Characteristics

Operation Characteristics

Vehicles Operated at Maximum Service

Mode	Directly Operated	Purchased Transportation	Operating Expenses	Fare Revenues	Uses of Capital Funds	Annual Unlinked Trips	Annual Vehicle Revenue Miles	Annual Vehicle Revenue Hours	Average Fleet Age in Years ¹
Demand Response	6	-	\$385,518	\$0	\$0	13,500	263,119	13,100	2.0
Total	6	-	\$385,518	\$0	\$0	13,500	263,119	13,100	

Performance Measures

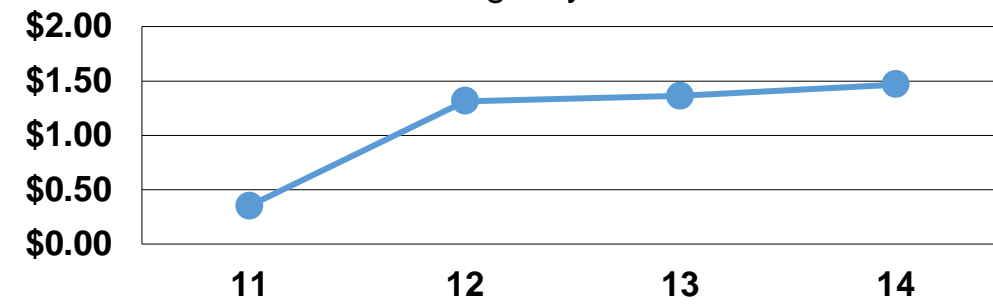
Service Efficiency

Mode	Operating Expenses per Vehicle Revenue Mile	Operating Expenses per Vehicle Revenue Hour
Demand Response	\$1.47	\$29.43
Total	\$1.47	\$29.43

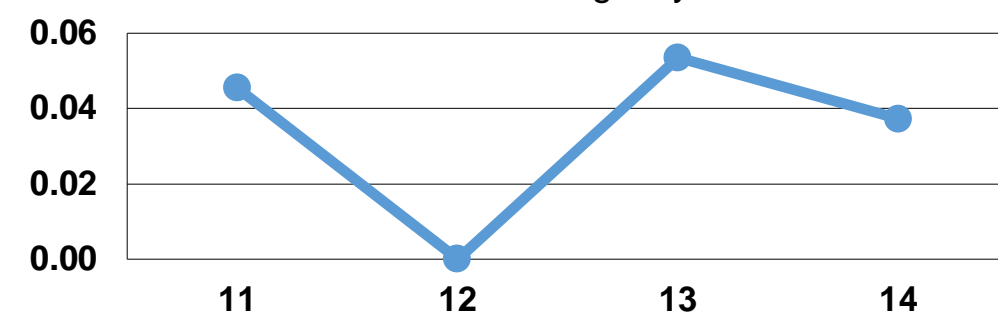
Service Effectiveness

Mode	Operating Expenses per Unlinked Passenger Trip	Unlinked Trips per Vehicle Revenue Mile	Unlinked Trips per Vehicle Revenue Hour
Demand Response	\$28.56	0.1	1.0
Total	\$28.56	0.1	1.0

Operating Expense per Vehicle Revenue Mile: Agency Total



Unlinked Passenger Trips per Vehicle Revenue Mile: Agency Total



Notes:

¹Demand Response - Taxi (DT) and non-dedicated fleets do not report fleet age data.