

General Information

Financial Information

Service Consumption

38,836 Annual Unlinked Trips (UPT)

Service Supplied

146,483 Annual Vehicle Revenue Miles (VRM)

11,379 Annual Vehicle Revenue Hours (VRH)

Summary of Operating Expenses (OE)

\$363,208 Total Operating Expenses

Database Information

NTDID: 4R01-40907

Reporter Type: Rural General Public Transit

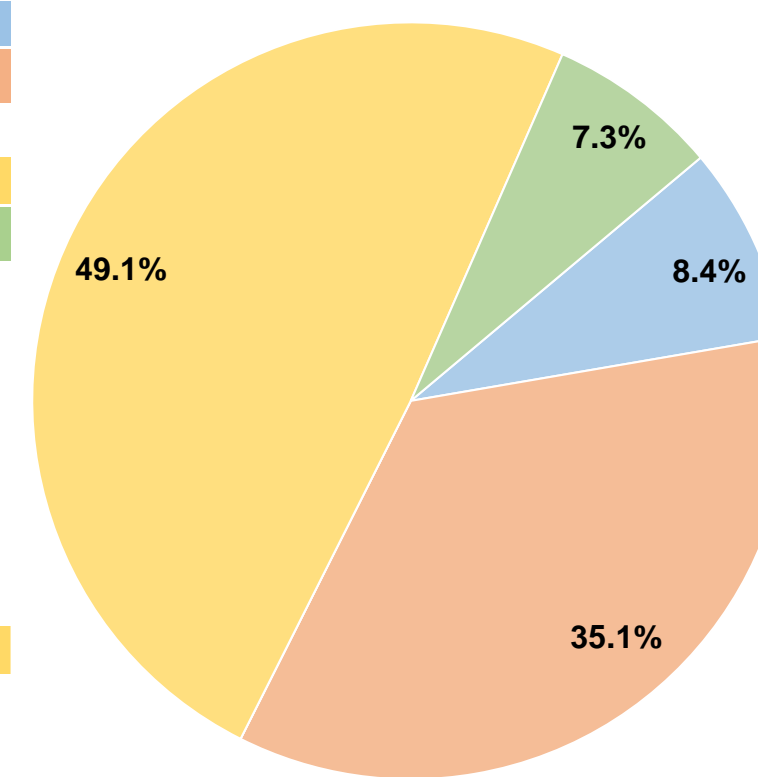
Sources of Operating Funds Expended

Fare Revenues	\$30,542	8.4%
Local Funds	\$127,582	35.1%
State Funds	\$0	0.0%
Federal Assistance	\$178,494	49.1%
Other Funds	\$26,590	7.3%
Total Operating Funds Expended	\$363,208	100.0%

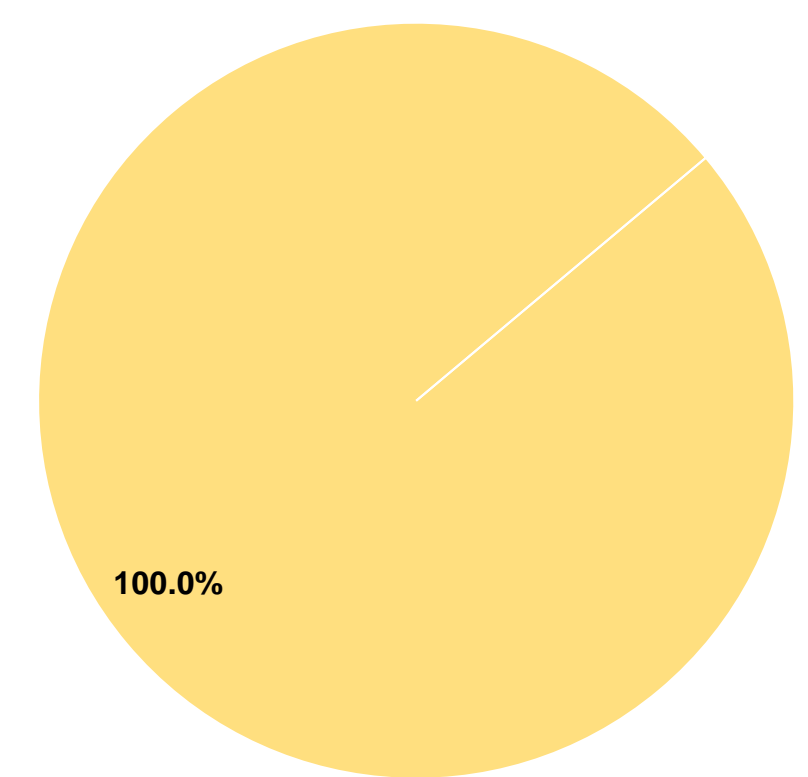
Sources of Capital Funds Expended

Fare Revenues	\$0	0.0%
Local Funds	\$0	0.0%
State Funds	\$0	0.0%
Federal Assistance	\$1,430	100.0%
Other Funds	\$0	0.0%
Total Capital Funds Expended	\$1,430	100.0%

Operating Funding Sources



Capital Funding Sources



Modal Characteristics

Operation Characteristics

Vehicles Operated at Maximum Service

Mode	Directly Operated	Purchased Transportation	Operating Expenses	Fare Revenues	Uses of Capital Funds	Annual Unlinked Trips	Annual Vehicle Revenue Miles	Annual Vehicle Revenue Hours
Demand Response	14	-	\$363,208	\$30,542	\$1,430	38,836	146,483	11,379
Total	14	-	\$363,208	\$30,542	\$1,430	38,836	146,483	11,379

Performance Measures

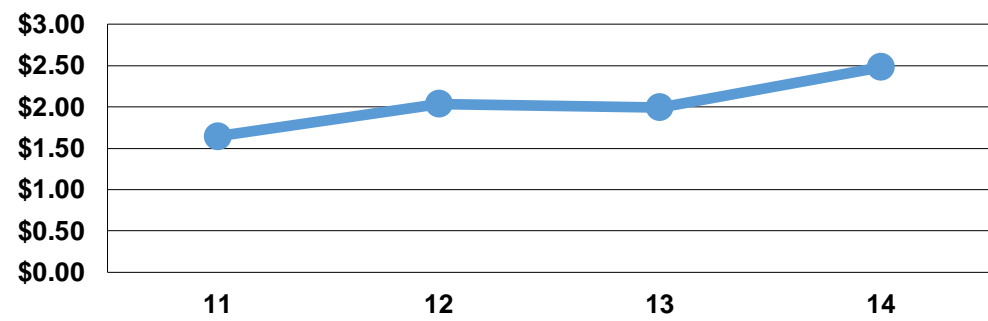
Service Efficiency

Mode	Operating Expenses per Vehicle Revenue Mile	Operating Expenses per Vehicle Revenue Hour
Demand Response	\$2.48	\$31.92
Total	\$2.48	\$31.92

Service Effectiveness

Mode	Operating Expenses per Unlinked Passenger Trip	Unlinked Trips per Vehicle Revenue Mile	Unlinked Trips per Vehicle Revenue Hour
Demand Response	\$9.35	0.3	3.4
Total	\$9.35	0.3	3.4

Operating Expense per Vehicle Revenue Mile: Agency Total



Unlinked Passenger Trips per Vehicle Revenue Mile: Agency Total

