

Macon-Russell Community Action Agency

2014 Annual Agency Profile

Macon County Public Transportation
1103 Avant Street
Tuskegee, AL 36083

Senior Transportation Planner : Mr. Wiley Brooks
(334) 353-6417

General Information

Financial Information

Service Consumption

3,709 Annual Unlinked Trips (UPT)

Service Supplied

80,365 Annual Vehicle Revenue Miles (VRM)

3,398 Annual Vehicle Revenue Hours (VRH)

Summary of Operating Expenses (OE)

\$241,574 Total Operating Expenses

Database Information

NTDID: 4R01-40911

Reporter Type: Rural General Public Transit

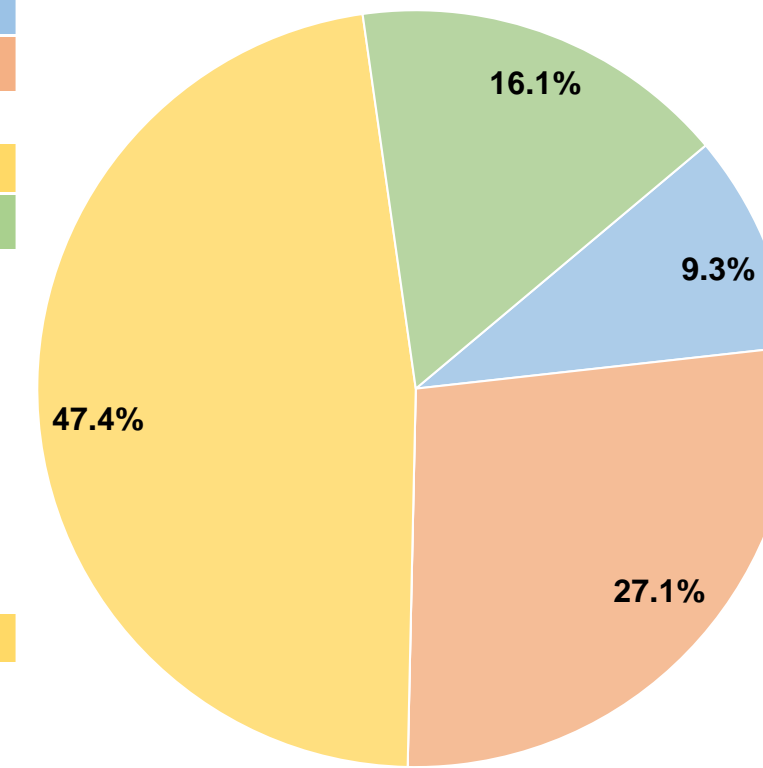
Sources of Operating Funds Expended

Fare Revenues	\$22,581	9.3%
Local Funds	\$65,478	27.1%
State Funds	\$0	0.0%
Federal Assistance	\$114,540	47.4%
Other Funds	\$38,975	16.1%
Total Operating Funds Expended	\$241,574	100.0%

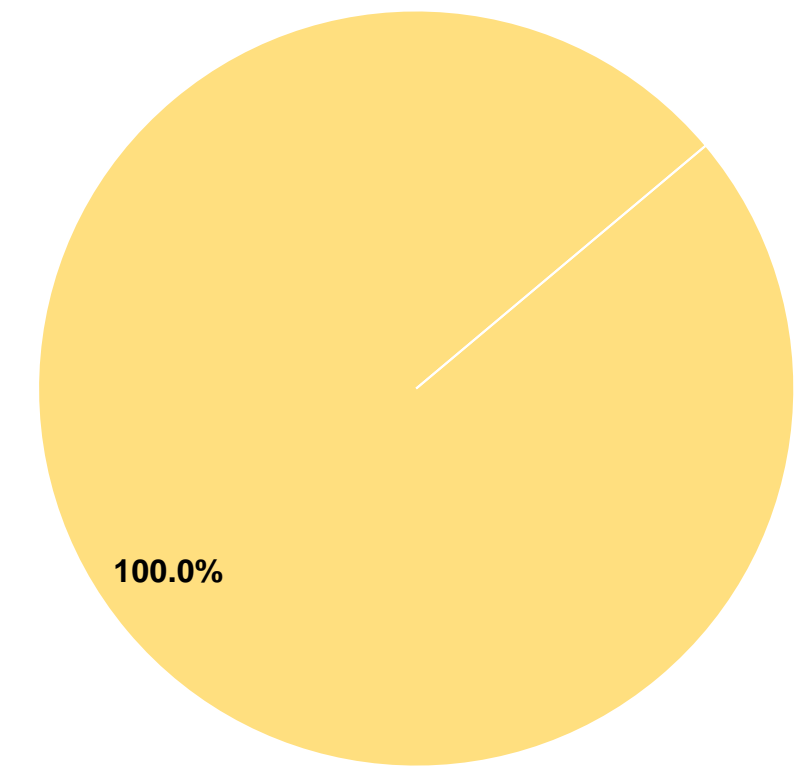
Sources of Capital Funds Expended

Fare Revenues	\$0	0.0%
Local Funds	\$0	0.0%
State Funds	\$0	0.0%
Federal Assistance	\$13,400	100.0%
Other Funds	\$0	0.0%
Total Capital Funds Expended	\$13,400	100.0%

Operating Funding Sources



Capital Funding Sources



Modal Characteristics

Operation Characteristics

Vehicles Operated at Maximum Service

Mode	Directly Operated	Purchased Transportation	Operating Expenses	Fare Revenues	Uses of Capital Funds	Annual Unlinked Trips	Annual Vehicle Revenue Miles	Annual Vehicle Revenue Hours
Demand Response	6	-	\$241,574	\$22,581	\$13,400	3,709	80,365	3,398
Total	6	-	\$241,574	\$22,581	\$13,400	3,709	80,365	3,398

Performance Measures

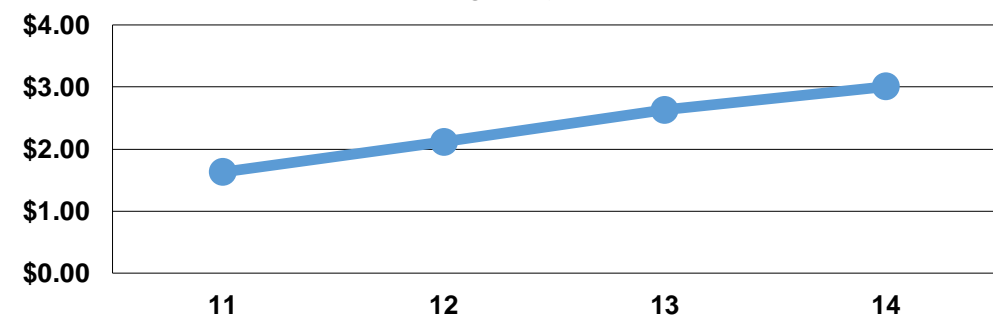
Service Efficiency

Mode	Operating Expenses per Vehicle Revenue Mile	Operating Expenses per Vehicle Revenue Hour
Demand Response	\$3.01	\$71.09
Total	\$3.01	\$71.09

Service Effectiveness

Mode	Operating Expenses per Unlinked Passenger Trip	Unlinked Trips per Vehicle Revenue Mile	Unlinked Trips per Vehicle Revenue Hour
Demand Response	\$65.13	0.0	1.1
Total	\$65.13	0.0	1.1

Operating Expense per Vehicle Revenue Mile: Agency Total



Unlinked Passenger Trips per Vehicle Revenue Mile: Agency Total

