

General Information

Service Consumption

31,678 Annual Unlinked Trips (UPT)

Service Supplied

200,899 Annual Vehicle Revenue Miles (VRM)

9,663 Annual Vehicle Revenue Hours (VRH)

Summary of Operating Expenses (OE)

\$485,803 Total Operating Expenses

Database Information

NTDID: 4R01-41076

Reporter Type: Rural General Public Transit

Financial Information

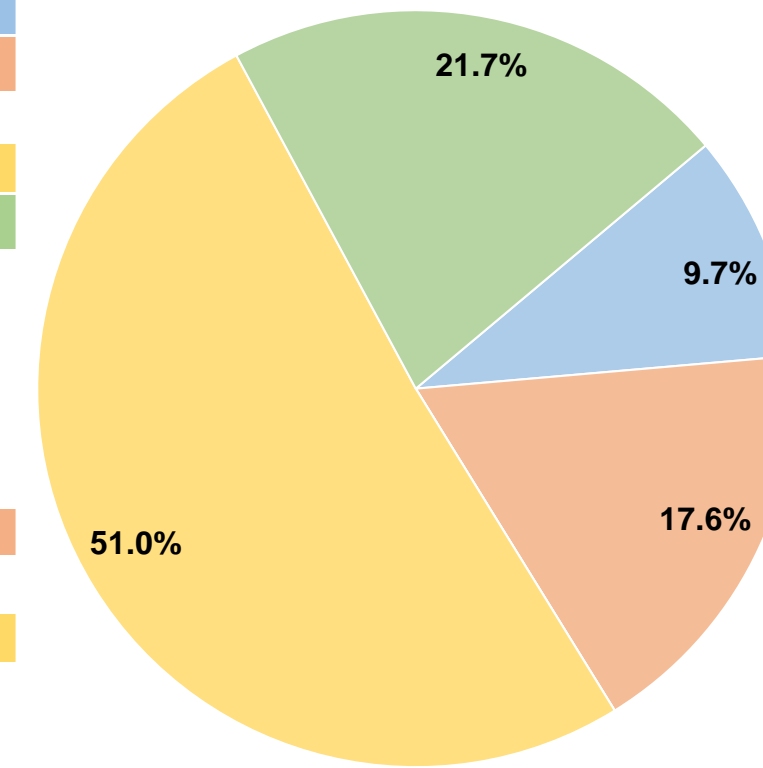
Sources of Operating Funds Expended

Fare Revenues	\$47,262	9.7%
Local Funds	\$85,363	17.6%
State Funds	\$0	0.0%
Federal Assistance	\$247,519	51.0%
Other Funds	\$105,659	21.7%
Total Operating Funds Expended	\$485,803	100.0%

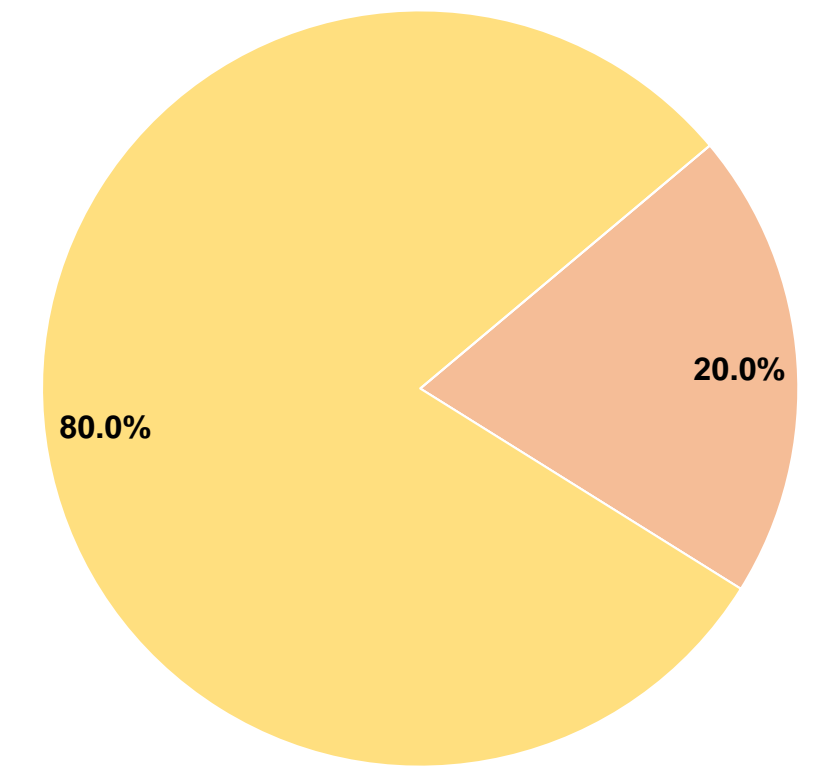
Sources of Capital Funds Expended

Fare Revenues	\$0	0.0%
Local Funds	\$21,460	20.0%
State Funds	\$0	0.0%
Federal Assistance	\$85,844	80.0%
Other Funds	\$0	0.0%
Total Capital Funds Expended	\$107,304	100.0%

Operating Funding Sources



Capital Funding Sources



Modal Characteristics

Operation Characteristics

Vehicles Operated at Maximum Service

Mode	Directly Operated	Purchased Transportation	Operating Expenses	Fare Revenues	Uses of Capital Funds	Annual Unlinked Trips	Annual Vehicle Revenue Miles	Annual Vehicle Revenue Hours
Demand Response	10	-	\$485,803	\$47,262	\$107,304	31,678	200,899	9,663
Total	10	-	\$485,803	\$47,262	\$107,304	31,678	200,899	9,663

Performance Measures

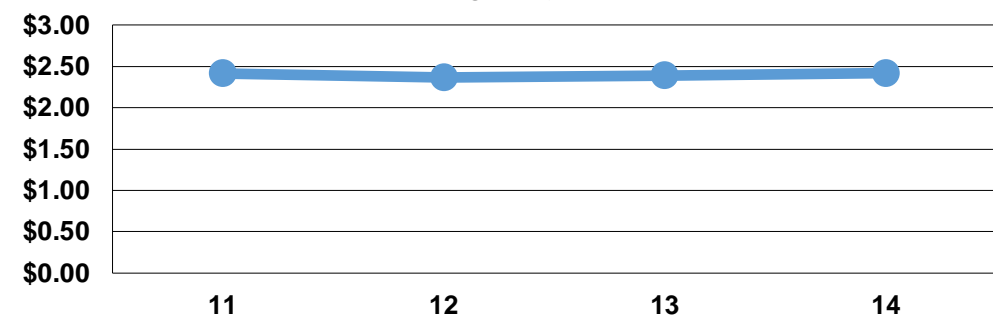
Service Efficiency

Mode	Operating Expenses per Vehicle Revenue Mile	Operating Expenses per Vehicle Revenue Hour
Demand Response	\$2.42	\$50.27
Total	\$2.42	\$50.27

Service Effectiveness

Mode	Operating Expenses per Unlinked Passenger Trip	Unlinked Trips per Vehicle Revenue Mile	Unlinked Trips per Vehicle Revenue Hour
Demand Response	\$15.34	0.2	3.3
Total	\$15.34	0.2	3.3

Operating Expense per Vehicle Revenue Mile: Agency Total



Unlinked Passenger Trips per Vehicle Revenue Mile: Agency Total

