

General Information

Financial Information

Service Consumption

10,847 Annual Unlinked Trips (UPT)

Service Supplied

38,509 Annual Vehicle Revenue Miles (VRM)
2,862 Annual Vehicle Revenue Hours (VRH)

Summary of Operating Expenses (OE)

\$179,323 Total Operating Expenses

Database Information

NTDID: 4R01-41089

Reporter Type: Rural General Public Transit

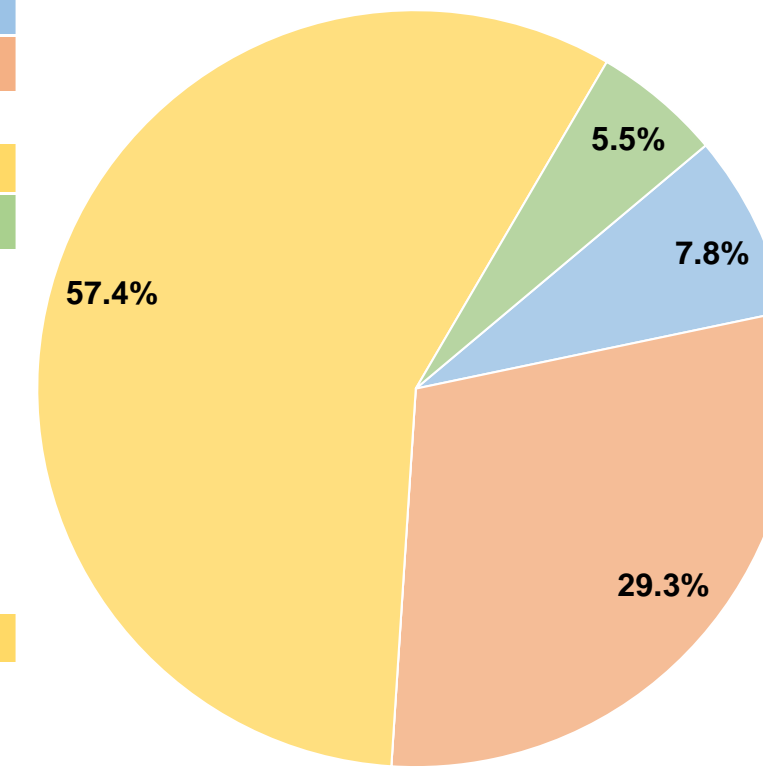
Sources of Operating Funds Expended

Fare Revenues	\$14,045	7.8%
Local Funds	\$52,556	29.3%
State Funds	\$0	0.0%
Federal Assistance	\$102,916	57.4%
Other Funds	\$9,806	5.5%
Total Operating Funds Expended	\$179,323	100.0%

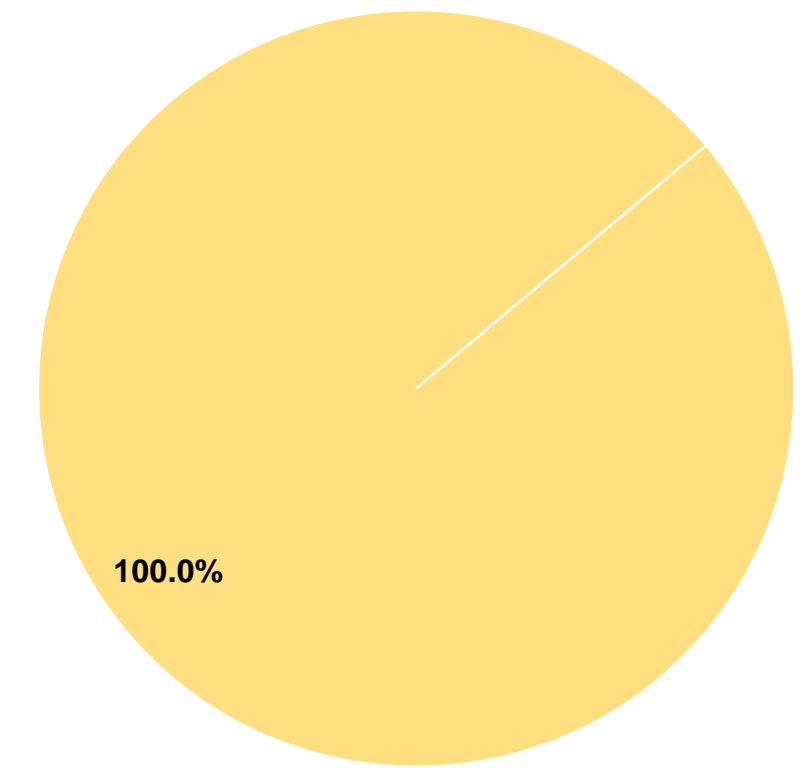
Sources of Capital Funds Expended

Fare Revenues	\$0	0.0%
Local Funds	\$0	0.0%
State Funds	\$0	0.0%
Federal Assistance	\$5,658	100.0%
Other Funds	\$0	0.0%
Total Capital Funds Expended	\$5,658	100.0%

Operating Funding Sources



Capital Funding Sources



Modal Characteristics

Operation Characteristics

Vehicles Operated at Maximum Service

Mode	Directly Operated	Purchased Transportation	Operating Expenses	Fare Revenues	Uses of Capital Funds	Annual Unlinked Trips	Annual Vehicle Revenue Miles	Annual Vehicle Revenue Hours
Demand Response	5	-	\$179,323	\$14,045	\$5,658	10,847	38,509	2,862
Total	5	-	\$179,323	\$14,045	\$5,658	10,847	38,509	2,862

Performance Measures

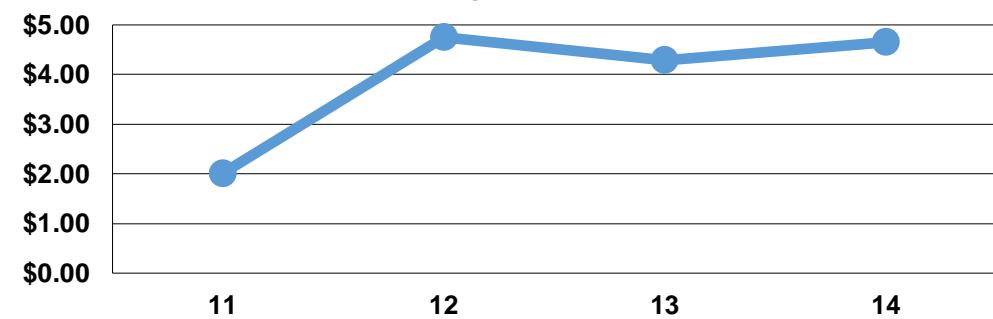
Service Efficiency

Mode	Operating Expenses per Vehicle Revenue Mile	Operating Expenses per Vehicle Revenue Hour
Demand Response	\$4.66	\$62.66
Total	\$4.66	\$62.66

Service Effectiveness

Mode	Operating Expenses per Unlinked Passenger Trip	Unlinked Trips per Vehicle Revenue Mile	Unlinked Trips per Vehicle Revenue Hour
Demand Response	\$16.53	0.3	3.8
Total	\$16.53	0.3	3.8

Operating Expense per Vehicle Revenue Mile: Agency Total



Unlinked Passenger Trips per Vehicle Revenue Mile: Agency Total

