

Liberty County Board of County Commissioners (Liberty Transit)

Post Office Box 730
Bristol, FL 32321

2014 Annual Agency Profile

CEO: Ms Laurie Revell
850-644-6956

General Information

Financial Information

Service Consumption

32,825 Annual Unlinked Trips (UPT)

Service Supplied

363,855 Annual Vehicle Revenue Miles (VRM)

21,005 Annual Vehicle Revenue Hours (VRH)

Summary of Operating Expenses (OE)

\$412,889 Total Operating Expenses

Database Information

NTDID: 4R02-40923

Reporter Type: Rural General Public Transit

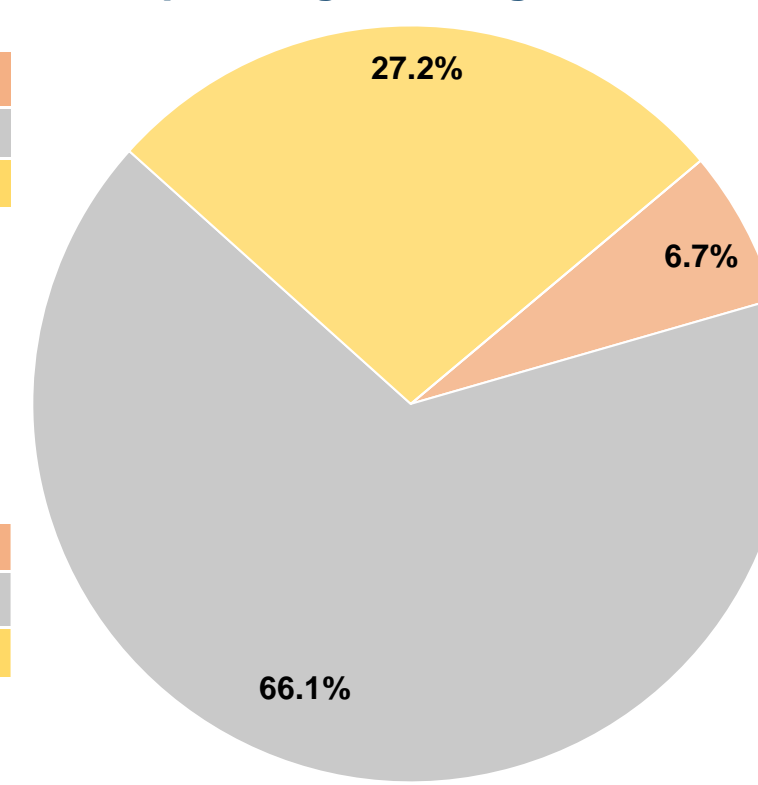
Sources of Operating Funds Expended

Fare Revenues	\$0	0.0%
Local Funds	\$27,462	6.7%
State Funds	\$272,947	66.1%
Federal Assistance	\$112,480	27.2%
Other Funds	\$0	0.0%
Total Operating Funds Expended	\$412,889	100.0%

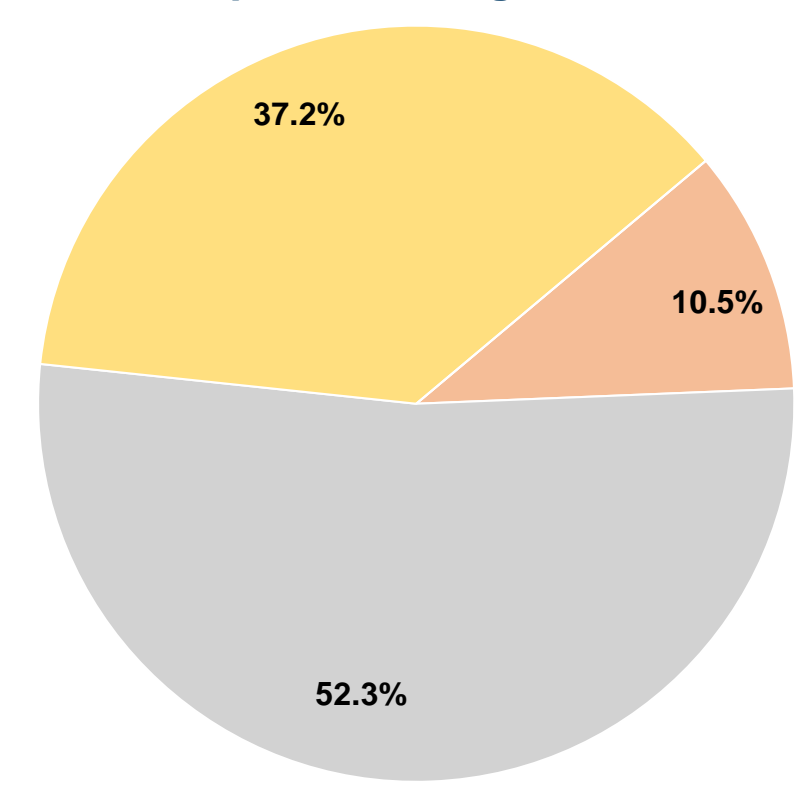
Sources of Capital Funds Expended

Fare Revenues	\$0	0.0%
Local Funds	\$5,400	10.5%
State Funds	\$27,000	52.3%
Federal Assistance	\$19,200	37.2%
Other Funds	\$0	0.0%
Total Capital Funds Expended	\$51,600	100.0%

Operating Funding Sources



Capital Funding Sources



Modal Characteristics

Operation Characteristics

Vehicles Operated at Maximum Service

Mode	Directly Operated	Purchased Transportation	Operating Expenses	Fare Revenues	Uses of Capital Funds	Annual Unlinked Trips	Annual Vehicle Revenue Miles	Annual Vehicle Revenue Hours
Demand Response	20	-	\$412,889	\$0	\$51,600	32,825	363,855	21,005
Total	20	-	\$412,889	\$0	\$51,600	32,825	363,855	21,005

Performance Measures

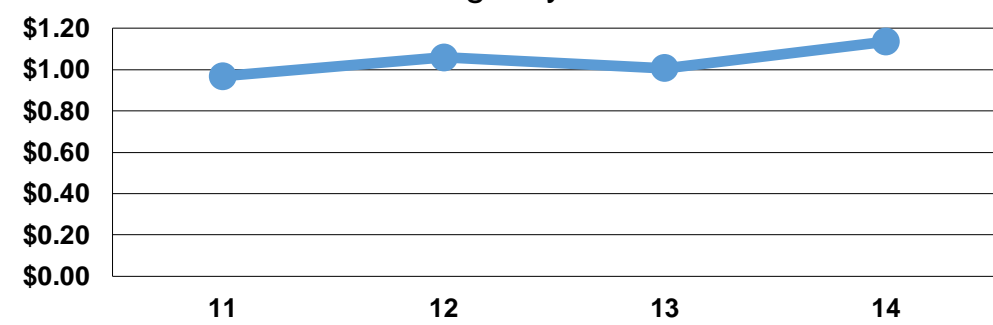
Service Efficiency

Mode	Operating Expenses per Vehicle Revenue Mile	Operating Expenses per Vehicle Revenue Hour
Demand Response	\$1.13	\$19.66
Total	\$1.13	\$19.66

Service Effectiveness

Mode	Operating Expenses per Unlinked Passenger Trip	Unlinked Trips per Vehicle Revenue Mile	Unlinked Trips per Vehicle Revenue Hour
Demand Response	\$12.58	0.1	1.6
Total	\$12.58	0.1	1.6

Operating Expense per Vehicle Revenue Mile: Agency Total



Unlinked Passenger Trips per Vehicle Revenue Mile: Agency Total

