

Suwannee River Economic Council, Inc.

2014 Annual Agency Profile

P.O. Box 70
Live Oak, FL 32064

CEO: Ms Laurie Revell
850-644-6956

General Information

Service Consumption

35,863 Annual Unlinked Trips (UPT)

Service Supplied

396,209 Annual Vehicle Revenue Miles (VRM)

24,011 Annual Vehicle Revenue Hours (VRH)

Summary of Operating Expenses (OE)

\$1,521,900 Total Operating Expenses

Database Information

NTDID: 4R02-41037

Reporter Type: Rural General Public Transit

Financial Information

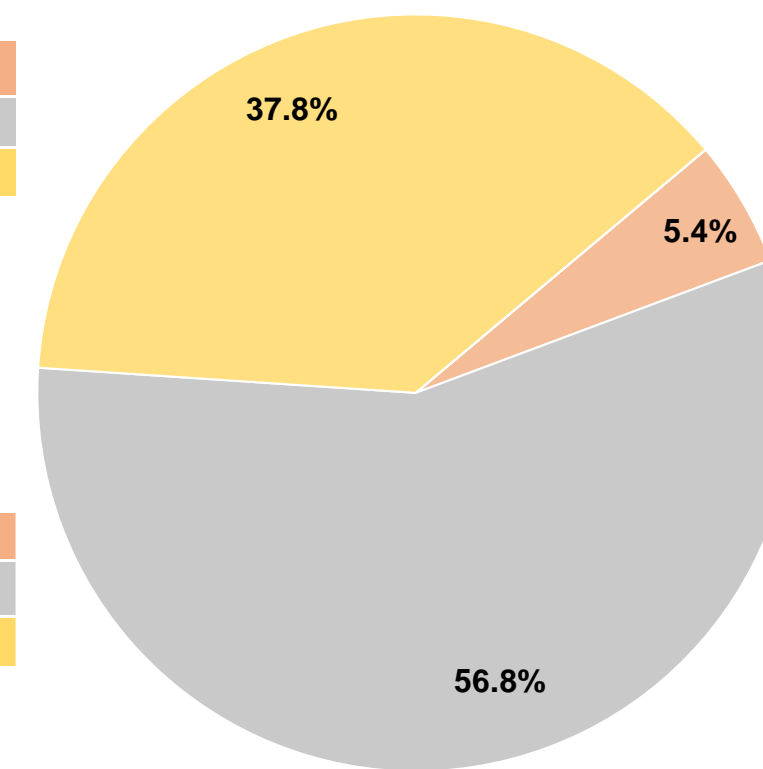
Sources of Operating Funds Expended

Fare Revenues	\$0	0.0%
Local Funds	\$82,439	5.4%
State Funds	\$863,734	56.8%
Federal Assistance	\$575,727	37.8%
Other Funds	\$0	0.0%
Total Operating Funds Expended	\$1,521,900	100.0%

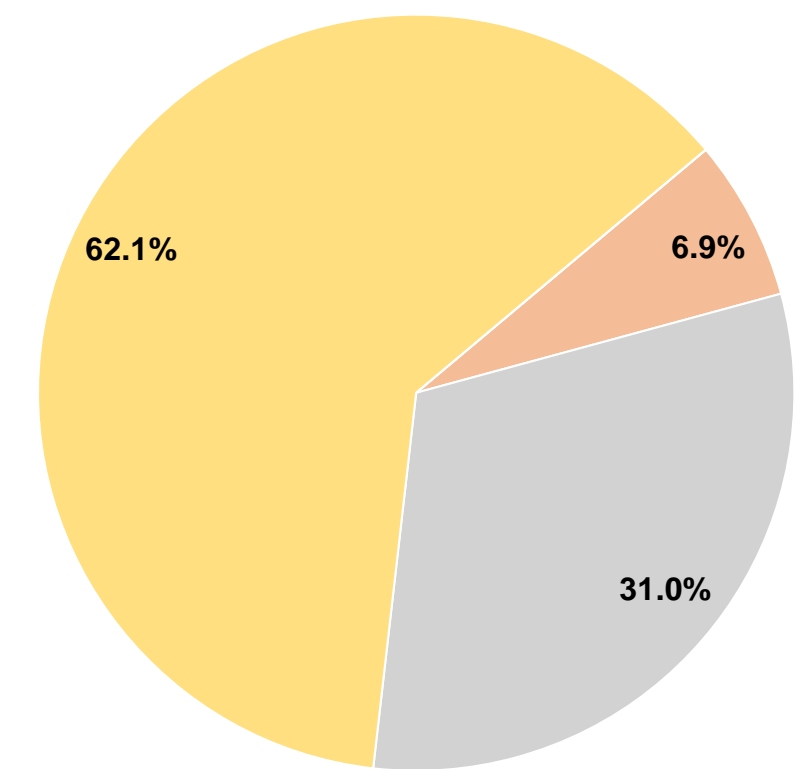
Sources of Capital Funds Expended

Fare Revenues	\$0	0.0%
Local Funds	\$12,403	6.9%
State Funds	\$55,867	31.0%
Federal Assistance	\$111,734	62.1%
Other Funds	\$0	0.0%
Total Capital Funds Expended	\$180,004	100.0%

Operating Funding Sources



Capital Funding Sources



Modal Characteristics

Operation Characteristics

Vehicles Operated at Maximum Service

Mode	Directly Operated	Purchased Transportation	Operating Expenses	Fare Revenues	Uses of Capital Funds	Annual Unlinked Trips	Annual Vehicle Revenue Miles	Annual Vehicle Revenue Hours
Demand Response	15	-	\$1,521,900	\$0	\$180,004	35,863	396,209	24,011
Total	15	-	\$1,521,900	\$0	\$180,004	35,863	396,209	24,011

Performance Measures

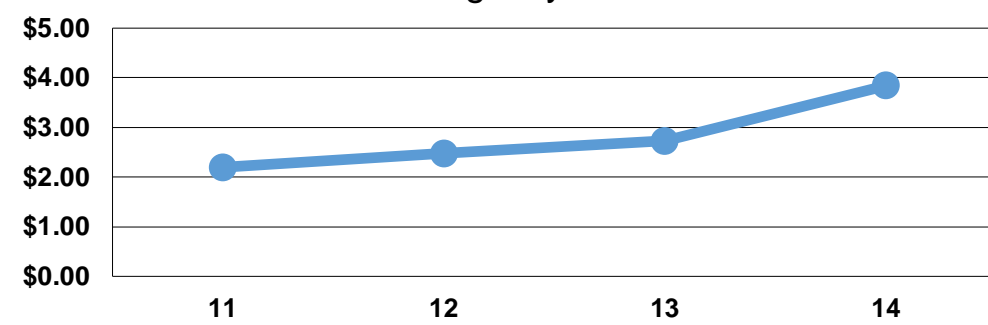
Service Efficiency

Mode	Operating Expenses per Vehicle Revenue Mile	Operating Expenses per Vehicle Revenue Hour
Demand Response	\$3.84	\$63.38
Total	\$3.84	\$63.38

Service Effectiveness

Mode	Operating Expenses per Unlinked Passenger Trip	Unlinked Trips per Vehicle Revenue Mile	Unlinked Trips per Vehicle Revenue Hour
Demand Response	\$42.44	0.1	1.5
Total	\$42.44	0.1	1.5

Operating Expense per Vehicle Revenue Mile: Agency Total



Unlinked Passenger Trips per Vehicle Revenue Mile: Agency Total

