

## General Information

## Financial Information

### Service Consumption

88,884 Annual Unlinked Trips (UPT)

### Service Supplied

1,534,635 Annual Vehicle Revenue Miles (VRM)

59,968 Annual Vehicle Revenue Hours (VRH)

### Summary of Operating Expenses (OE)

\$3,727,899 Total Operating Expenses

### Database Information

NTDID: 4R02-41050

Reporter Type: Rural General Public Transit

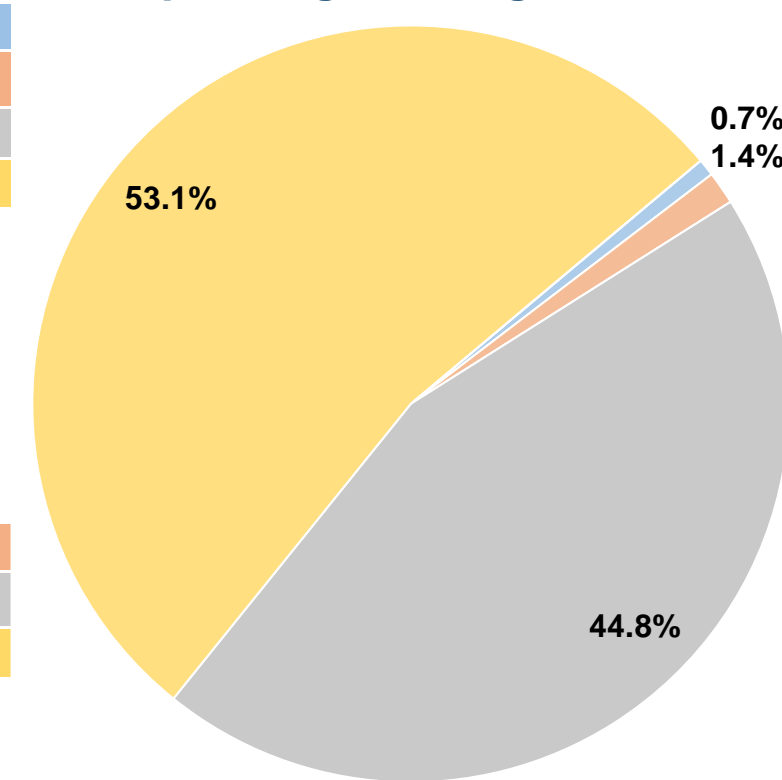
### Sources of Operating Funds Expended

Fare Revenues	\$27,453	0.7%
Local Funds	\$52,448	1.4%
State Funds	\$1,668,500	44.8%
Federal Assistance	\$1,979,498	53.1%
Other Funds	\$0	0.0%
<b>Total Operating Funds Expended</b>	<b>\$3,727,899</b>	<b>100.0%</b>

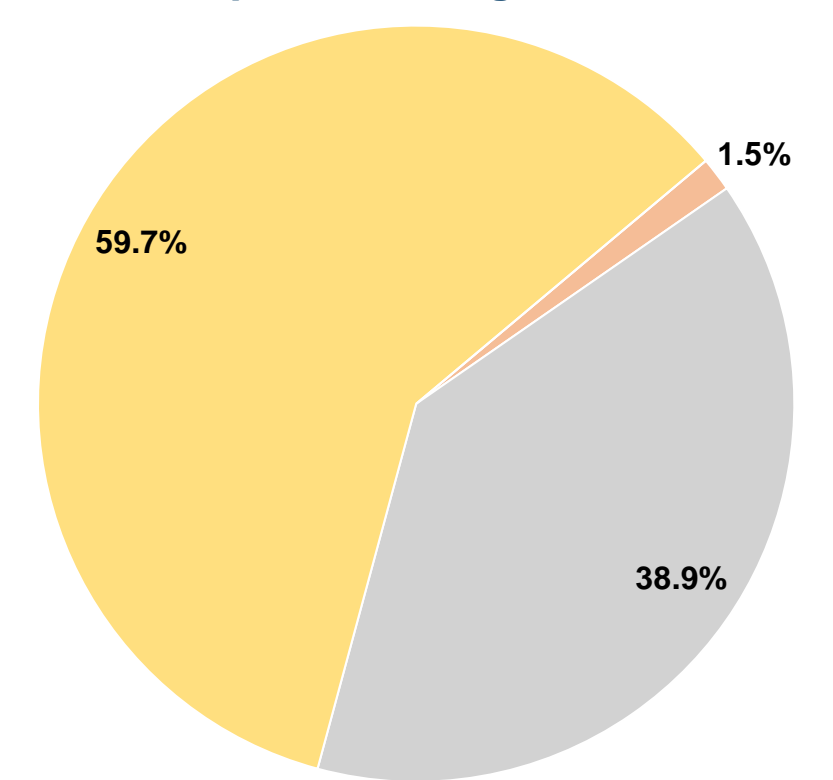
### Sources of Capital Funds Expended

Fare Revenues	\$0	0.0%
Local Funds	\$5,425	1.5%
State Funds	\$144,397	38.9%
Federal Assistance	\$221,829	59.7%
Other Funds	\$0	0.0%
<b>Total Capital Funds Expended</b>	<b>\$371,651</b>	<b>100.0%</b>

### Operating Funding Sources



### Capital Funding Sources



## Modal Characteristics

### Operation Characteristics

#### Vehicles Operated at Maximum Service

Mode	Directly Operated	Purchased Transportation	Operating Expenses	Fare Revenues	Uses of Capital Funds	Annual Unlinked Trips	Annual Vehicle Revenue Miles	Annual Vehicle Revenue Hours
Demand Response	12	-	\$1,732,739	\$12,760	\$172,745	28,286	713,303	25,782
Bus	1	-	\$1,995,160	\$14,693	\$198,906	60,598	821,332	34,186
<b>Total</b>	<b>13</b>	<b>-</b>	<b>\$3,727,899</b>	<b>\$27,453</b>	<b>\$371,651</b>	<b>88,884</b>	<b>1,534,635</b>	<b>59,968</b>

### Performance Measures


#### Service Efficiency

Mode	Operating Expenses per Vehicle Revenue Mile	Operating Expenses per Vehicle Revenue Hour
Demand Response	\$2.43	\$67.21
Bus	\$2.43	\$58.36
<b>Total</b>	<b>\$2.43</b>	<b>\$62.16</b>

#### Service Effectiveness

Mode	Operating Expenses per Unlinked Passenger Trip	Unlinked Trips per Vehicle Revenue Mile	Unlinked Trips per Vehicle Revenue Hour
Demand Response	\$61.26	0.0	1.1
Bus	\$32.92	0.1	1.8
<b>Total</b>	<b>\$41.94</b>	<b>0.1</b>	<b>1.5</b>

Operating Expense per Vehicle Revenue Mile: Agency Total



Unlinked Passenger Trips per Vehicle Revenue Mile: Agency Total

