

General Information

Financial Information

Service Consumption

230,368 Annual Unlinked Trips (UPT)

Service Supplied

1,612,411 Annual Vehicle Revenue Miles (VRM)
86,110 Annual Vehicle Revenue Hours (VRH)

Summary of Operating Expenses (OE)

\$4,413,750 Total Operating Expenses

Database Information

NTDID: 4R02-41153

Reporter Type: Rural General Public Transit

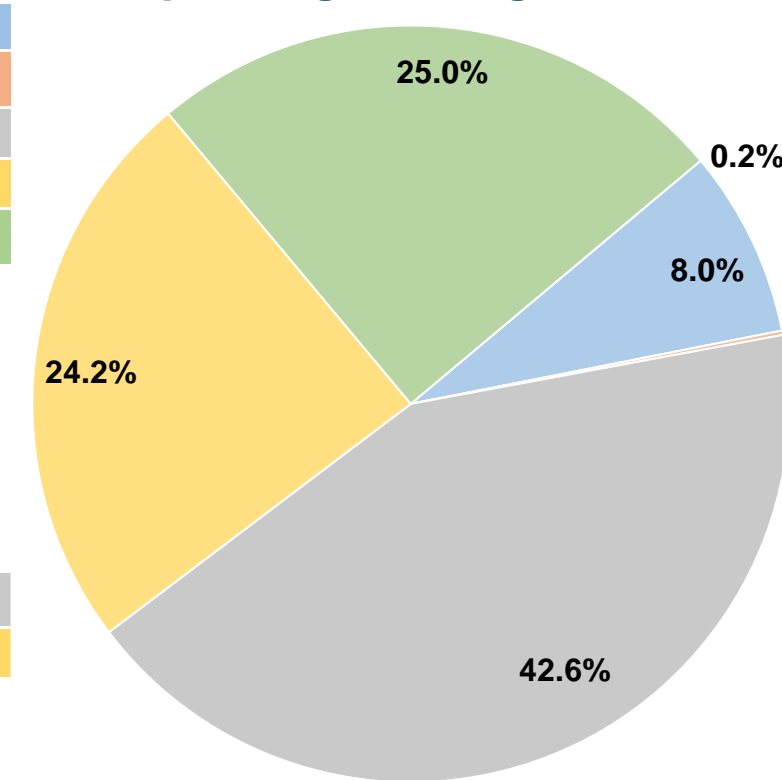
Sources of Operating Funds Expended

Fare Revenues	\$353,447	8.0%
Local Funds	\$8,184	0.2%
State Funds	\$1,880,681	42.6%
Federal Assistance	\$1,069,530	24.2%
Other Funds	\$1,101,908	25.0%
Total Operating Funds Expended	\$4,413,750	100.0%

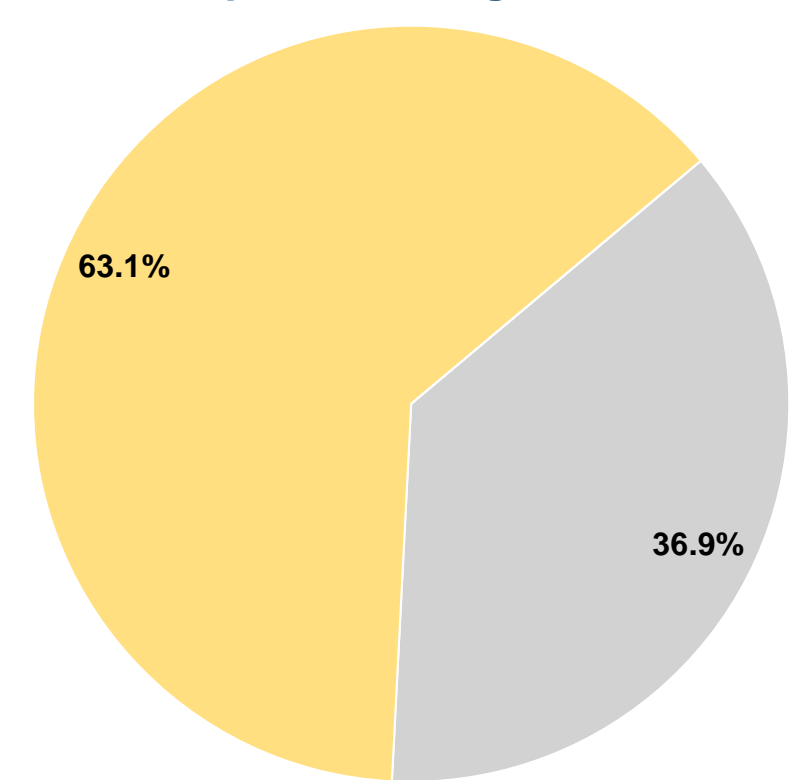
Sources of Capital Funds Expended

Fare Revenues	\$0	0.0%
Local Funds	\$0	0.0%
State Funds	\$55,584	36.9%
Federal Assistance	\$94,949	63.1%
Other Funds	\$0	0.0%
Total Capital Funds Expended	\$150,533	100.0%

Operating Funding Sources



Capital Funding Sources



Modal Characteristics

Operation Characteristics

Vehicles Operated at Maximum Service

Mode	Directly Operated	Purchased Transportation	Operating Expenses	Fare Revenues	Uses of Capital Funds	Annual Unlinked Trips	Annual Vehicle Revenue Miles	Annual Vehicle Revenue Hours
Demand Response	49	-	\$3,681,728	\$233,887	\$125,567	160,102	1,344,992	74,525
Bus	5	-	\$415,457	\$39,648	\$14,169	39,538	151,773	7,916
Vanpool	6	-	\$316,565	\$79,912	\$10,797	30,728	115,646	3,669
Total	60	-	\$4,413,750	\$353,447	\$150,533	230,368	1,612,411	86,110

Performance Measures


Service Efficiency

Mode	Operating Expenses per Vehicle Revenue Mile	Operating Expenses per Vehicle Revenue Hour
Demand Response	\$2.74	\$49.40
Bus	\$2.74	\$52.48
Vanpool	\$2.74	\$86.28
Total	\$2.74	\$51.26

Service Effectiveness

Mode	Operating Expenses per Unlinked Passenger Trip	Unlinked Trips per Vehicle Revenue Mile	Unlinked Trips per Vehicle Revenue Hour
Demand Response	\$23.00	0.1	2.1
Bus	\$10.51	0.3	5.0
Vanpool	\$10.30	0.3	8.4
Total	\$19.16	0.1	2.7

Operating Expense per Vehicle Revenue Mile: Agency Total



Unlinked Passenger Trips per Vehicle Revenue Mile: Agency Total

