

General Information

Financial Information

Service Consumption

35,506 Annual Unlinked Trips (UPT)

Service Supplied

336,294 Annual Vehicle Revenue Miles (VRM)

21,097 Annual Vehicle Revenue Hours (VRH)

Summary of Operating Expenses (OE)

\$482,048 Total Operating Expenses

Database Information

NTDID: 4R03-40967

Reporter Type: Rural General Public Transit

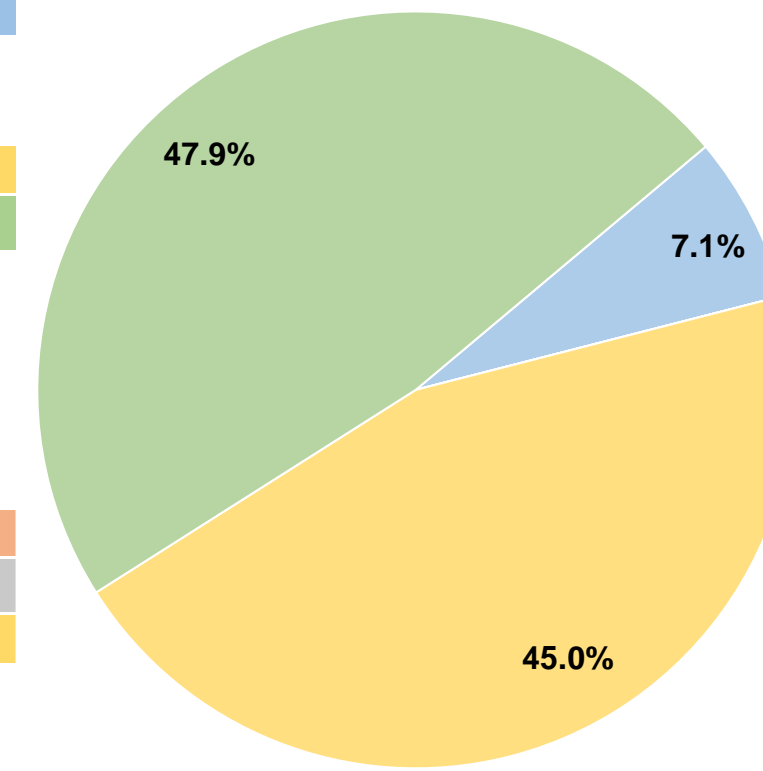
Sources of Operating Funds Expended

Fare Revenues	\$34,320	7.1%
Local Funds	\$0	0.0%
State Funds	\$0	0.0%
Federal Assistance	\$216,922	45.0%
Other Funds	\$230,807	47.9%
Total Operating Funds Expended	\$482,049	100.0%

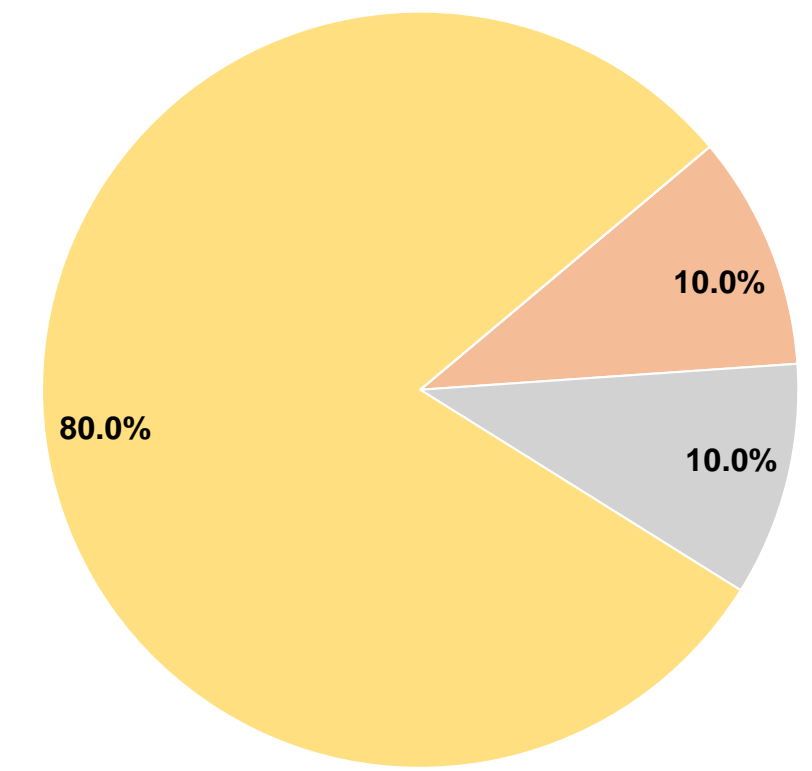
Sources of Capital Funds Expended

Fare Revenues	\$0	0.0%
Local Funds	\$423	10.0%
State Funds	\$422	10.0%
Federal Assistance	\$3,378	80.0%
Other Funds	\$0	0.0%
Total Capital Funds Expended	\$4,223	100.0%

Operating Funding Sources



Capital Funding Sources



Modal Characteristics

Operation Characteristics

Vehicles Operated at Maximum Service

Mode	Directly Operated	Purchased Transportation	Operating Expenses	Fare Revenues	Uses of Capital Funds	Annual Unlinked Trips	Annual Vehicle Revenue Miles	Annual Vehicle Revenue Hours
Demand Response	8	-	\$482,048	\$34,320	\$4,223	35,506	336,294	21,097
Total	8	-	\$482,048	\$34,320	\$4,223	35,506	336,294	21,097

Performance Measures

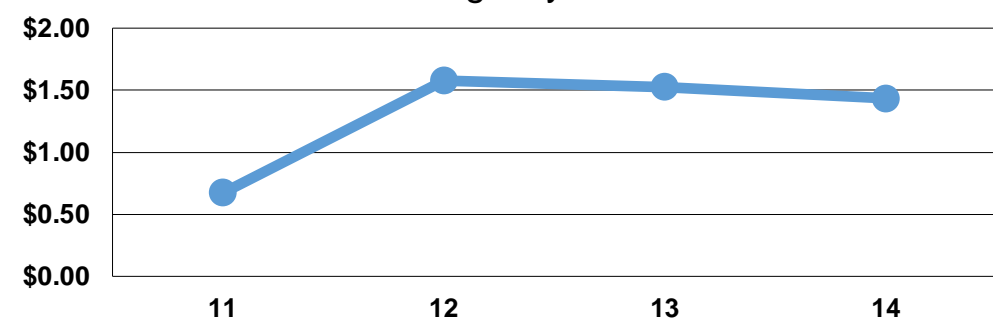
Service Efficiency

Mode	Operating Expenses per Vehicle Revenue Mile	Operating Expenses per Vehicle Revenue Hour
Demand Response	\$1.43	\$22.85
Total	\$1.43	\$22.85

Service Effectiveness

Mode	Operating Expenses per Unlinked Passenger Trip	Unlinked Trips per Vehicle Revenue Mile	Unlinked Trips per Vehicle Revenue Hour
Demand Response	\$13.58	0.1	1.7
Total	\$13.58	0.1	1.7

Operating Expense per Vehicle Revenue Mile: Agency Total



Unlinked Passenger Trips per Vehicle Revenue Mile: Agency Total

