

**General Information**

**Financial Information**

**Service Consumption**

17,798 Annual Unlinked Trips (UPT)

**Service Supplied**

159,647 Annual Vehicle Revenue Miles (VRM)

8,954 Annual Vehicle Revenue Hours (VRH)

**Summary of Operating Expenses (OE)**

\$243,270 Total Operating Expenses

**Database Information**

NTDID: 4R03-41016

Reporter Type: Rural General Public Transit

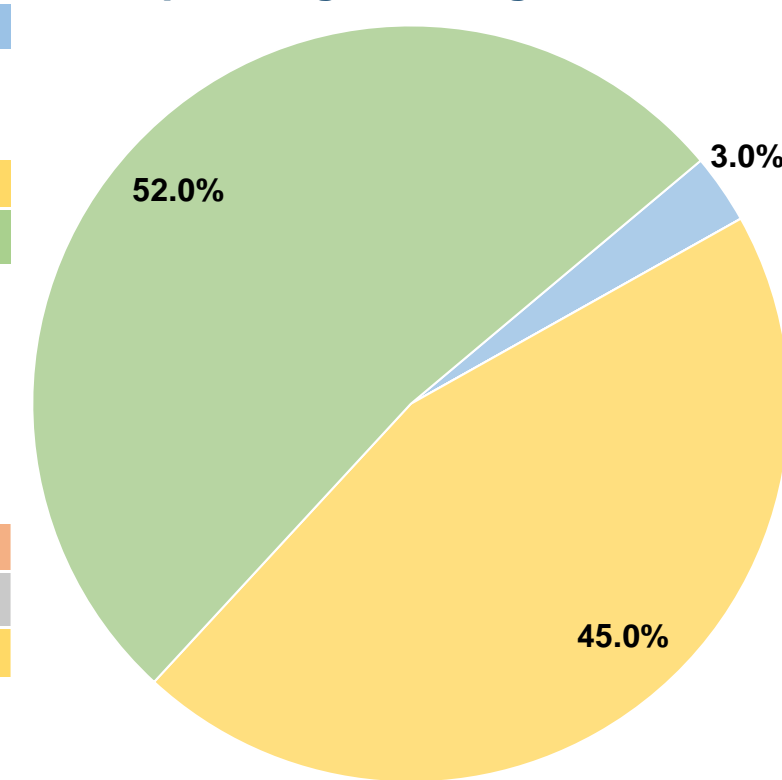
**Sources of Operating Funds Expended**

Fare Revenues	\$7,233	3.0%
Local Funds	\$0	0.0%
State Funds	\$0	0.0%
Federal Assistance	\$109,471	45.0%
Other Funds	\$126,565	52.0%
<b>Total Operating Funds Expended</b>	<b>\$243,269</b>	<b>100.0%</b>

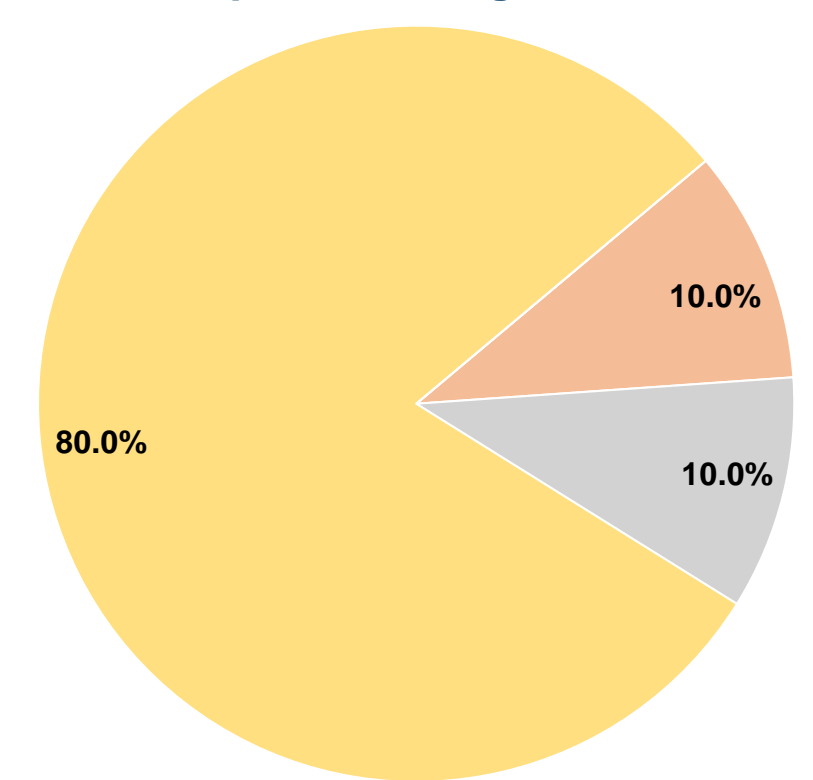
**Sources of Capital Funds Expended**

Fare Revenues	\$0	0.0%
Local Funds	\$287	10.0%
State Funds	\$287	10.0%
Federal Assistance	\$2,297	80.0%
Other Funds	\$0	0.0%
<b>Total Capital Funds Expended</b>	<b>\$2,871</b>	<b>100.0%</b>

**Operating Funding Sources**



**Capital Funding Sources**



**Modal Characteristics**

**Operation Characteristics**

**Vehicles Operated at Maximum Service**

Mode	Directly Operated	Purchased Transportation	Operating Expenses	Fare Revenues	Uses of Capital Funds	Annual Unlinked Trips	Annual Vehicle Revenue Miles	Annual Vehicle Revenue Hours
Demand Response	4	-	\$243,270	\$7,233	\$2,871	17,798	159,647	8,954
<b>Total</b>	<b>4</b>	<b>-</b>	<b>\$243,270</b>	<b>\$7,233</b>	<b>\$2,871</b>	<b>17,798</b>	<b>159,647</b>	<b>8,954</b>

**Performance Measures**

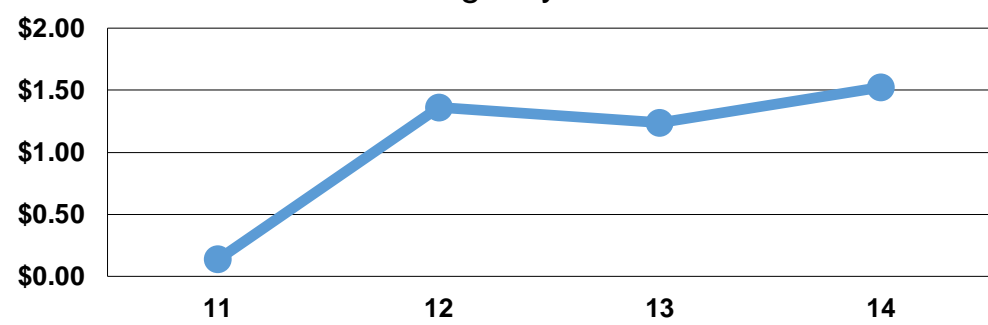
**Service Efficiency**

Mode	Operating Expenses per Vehicle Revenue Mile	Operating Expenses per Vehicle Revenue Hour
Demand Response	\$1.52	\$27.17
<b>Total</b>	<b>\$1.52</b>	<b>\$27.17</b>

**Service Effectiveness**

Mode	Operating Expenses per Unlinked Passenger Trip	Unlinked Trips per Vehicle Revenue Mile	Unlinked Trips per Vehicle Revenue Hour
Demand Response	\$13.67	0.1	2.0
<b>Total</b>	<b>\$13.67</b>	<b>0.1</b>	<b>2.0</b>

Operating Expense per Vehicle Revenue Mile: Agency Total



Unlinked Passenger Trips per Vehicle Revenue Mile: Agency Total

