

General Information

Financial Information

Service Consumption

4,508 Annual Unlinked Trips (UPT)

Service Supplied

17,508 Annual Vehicle Revenue Miles (VRM)

1,816 Annual Vehicle Revenue Hours (VRH)

Summary of Operating Expenses (OE)

\$69,556 Total Operating Expenses

Database Information

NTDID: 4R03-41035

Reporter Type: Rural General Public Transit

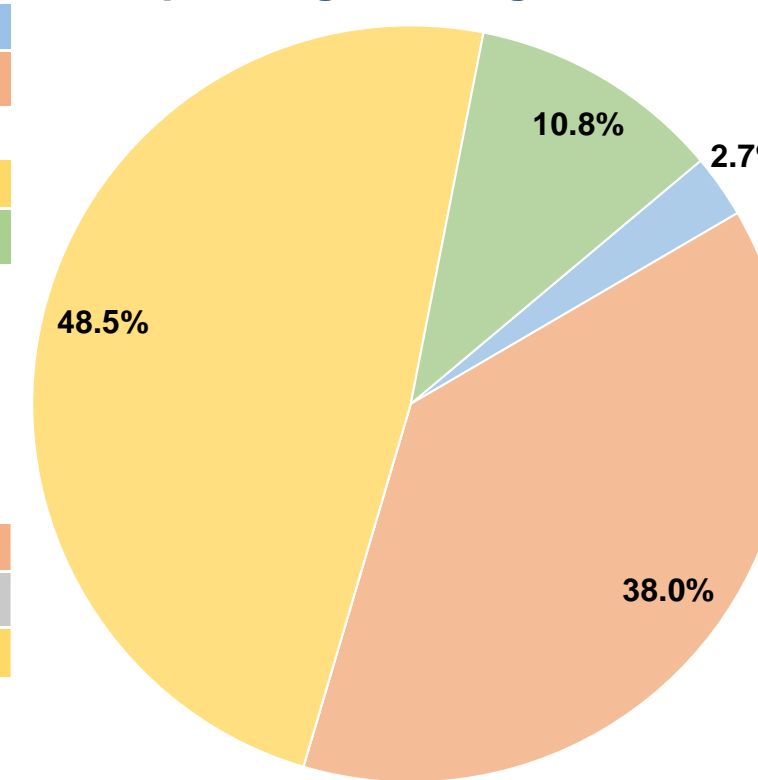
Sources of Operating Funds Expended

Fare Revenues	\$1,876	2.7%
Local Funds	\$26,426	38.0%
State Funds	\$0	0.0%
Federal Assistance	\$33,736	48.5%
Other Funds	\$7,518	10.8%
Total Operating Funds Expended	\$69,556	100.0%

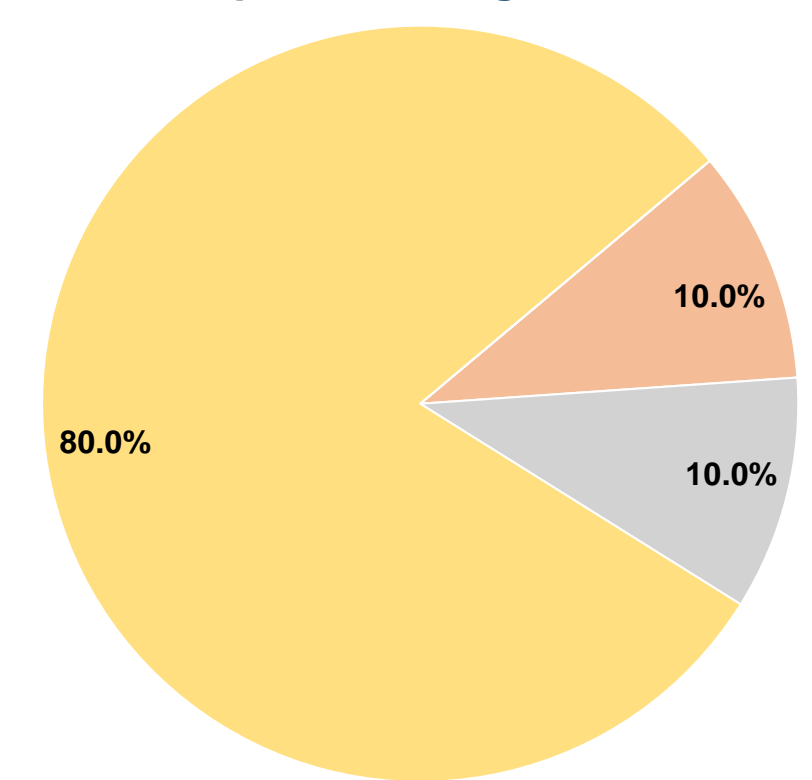
Sources of Capital Funds Expended

Fare Revenues	\$0	0.0%
Local Funds	\$161	10.0%
State Funds	\$161	10.0%
Federal Assistance	\$1,287	80.0%
Other Funds	\$0	0.0%
Total Capital Funds Expended	\$1,609	100.0%

Operating Funding Sources



Capital Funding Sources



Modal Characteristics

Operation Characteristics

Vehicles Operated at Maximum Service

Mode	Directly Operated	Purchased Transportation	Operating Expenses	Fare Revenues	Uses of Capital Funds	Annual Unlinked Trips	Annual Vehicle Revenue Miles	Annual Vehicle Revenue Hours
Demand Response	1	-	\$69,556	\$1,876	\$1,609	4,508	17,508	1,816
Total	1	-	\$69,556	\$1,876	\$1,609	4,508	17,508	1,816

Performance Measures

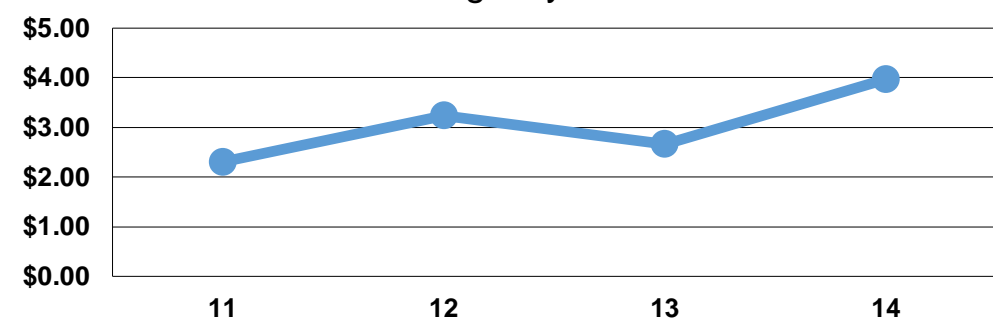
Service Efficiency

Mode	Operating Expenses per Vehicle Revenue Mile	Operating Expenses per Vehicle Revenue Hour
Demand Response	\$3.97	\$38.30
Total	\$3.97	\$38.30

Service Effectiveness

Mode	Operating Expenses per Unlinked Passenger Trip	Unlinked Trips per Vehicle Revenue Mile	Unlinked Trips per Vehicle Revenue Hour
Demand Response	\$15.43	0.3	2.5
Total	\$15.43	0.3	2.5

Operating Expense per Vehicle Revenue Mile: Agency Total



Unlinked Passenger Trips per Vehicle Revenue Mile: Agency Total

