

General Information

Financial Information

Service Consumption

21,068 Annual Unlinked Trips (UPT)

Service Supplied

107,795 Annual Vehicle Revenue Miles (VRM)

6,963 Annual Vehicle Revenue Hours (VRH)

Summary of Operating Expenses (OE)

\$164,893 Total Operating Expenses

Database Information

NTDID: 4R03-41036

Reporter Type: Rural General Public Transit

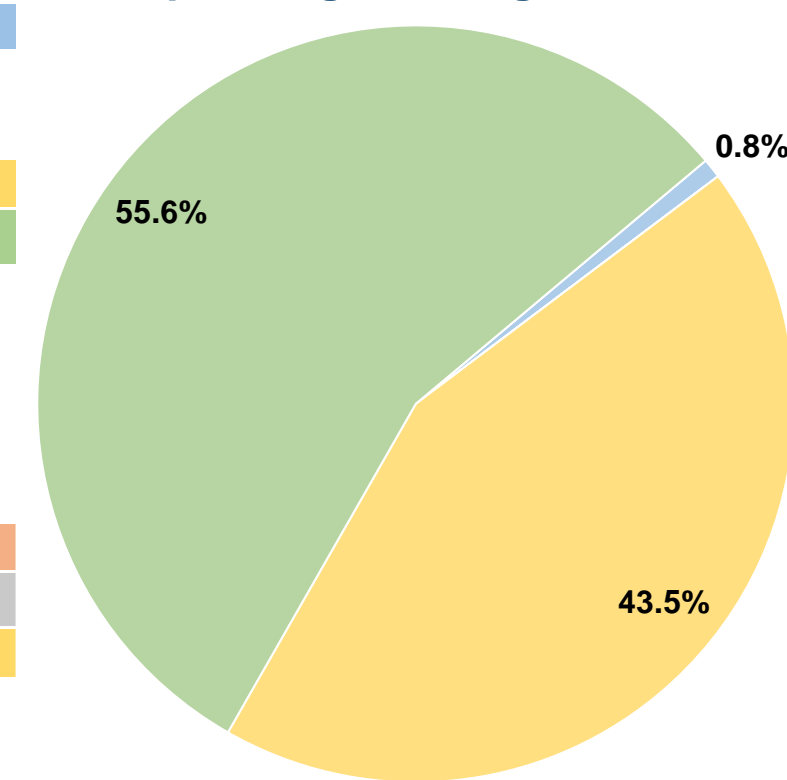
Sources of Operating Funds Expended

Fare Revenues	\$1,386	0.8%
Local Funds	\$0	0.0%
State Funds	\$0	0.0%
Federal Assistance	\$71,790	43.5%
Other Funds	\$91,718	55.6%
Total Operating Funds Expended	\$164,894	100.0%

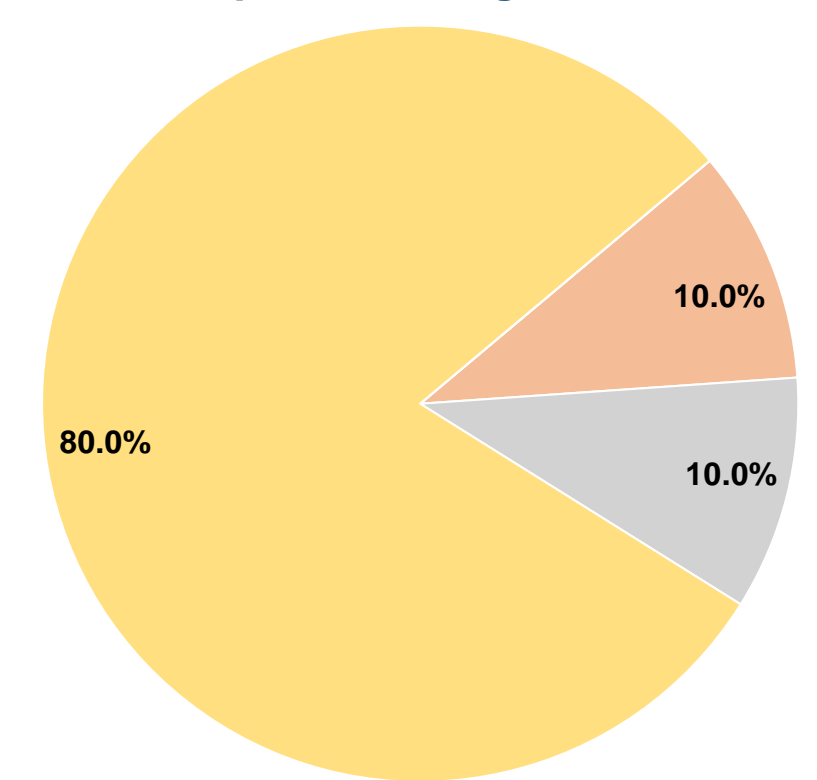
Sources of Capital Funds Expended

Fare Revenues	\$0	0.0%
Local Funds	\$319	10.0%
State Funds	\$319	10.0%
Federal Assistance	\$2,550	80.0%
Other Funds	\$0	0.0%
Total Capital Funds Expended	\$3,188	100.0%

Operating Funding Sources



Capital Funding Sources



Modal Characteristics

Operation Characteristics

Vehicles Operated at Maximum Service

Mode	Directly Operated	Purchased Transportation	Operating Expenses	Fare Revenues	Uses of Capital Funds	Annual Unlinked Trips	Annual Vehicle Revenue Miles	Annual Vehicle Revenue Hours
Demand Response	3	-	\$164,893	\$1,386	\$3,188	21,068	107,795	6,963
Total	3	-	\$164,893	\$1,386	\$3,188	21,068	107,795	6,963

Performance Measures

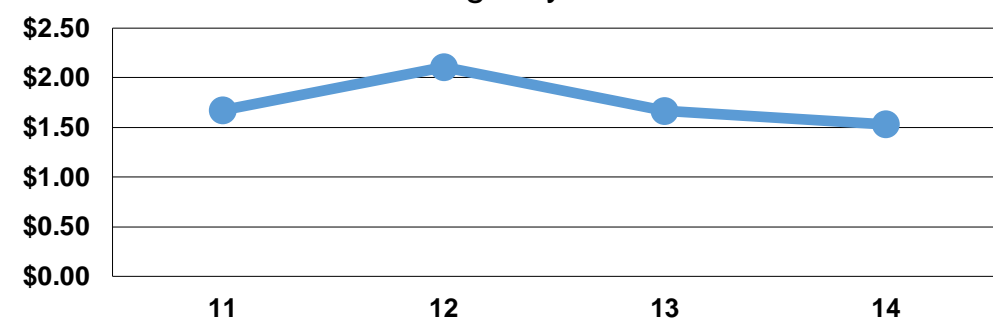
Service Efficiency

Mode	Operating Expenses per Vehicle Revenue Mile	Operating Expenses per Vehicle Revenue Hour
Demand Response	\$1.53	\$23.68
Total	\$1.53	\$23.68

Service Effectiveness

Mode	Operating Expenses per Unlinked Passenger Trip	Unlinked Trips per Vehicle Revenue Mile	Unlinked Trips per Vehicle Revenue Hour
Demand Response	\$7.83	0.2	3.0
Total	\$7.83	0.2	3.0

Operating Expense per Vehicle Revenue Mile: Agency Total



Unlinked Passenger Trips per Vehicle Revenue Mile: Agency Total

