

Southwest Georgia RC

2014 Annual Agency Profile

P.O. Box 346
Camilla, GA 31730

Administrator, Intermodal Division: Ms. Nancy Cobb
404-631-1242

General Information

Service Consumption

276,279 Annual Unlinked Trips (UPT)

Service Supplied

3,224,546 Annual Vehicle Revenue Miles (VRM)

154,254 Annual Vehicle Revenue Hours (VRH)

Summary of Operating Expenses (OE)

\$5,325,024 Total Operating Expenses

Database Information

NTDID: 4R03-41177

Reporter Type: Rural General Public Transit

Financial Information

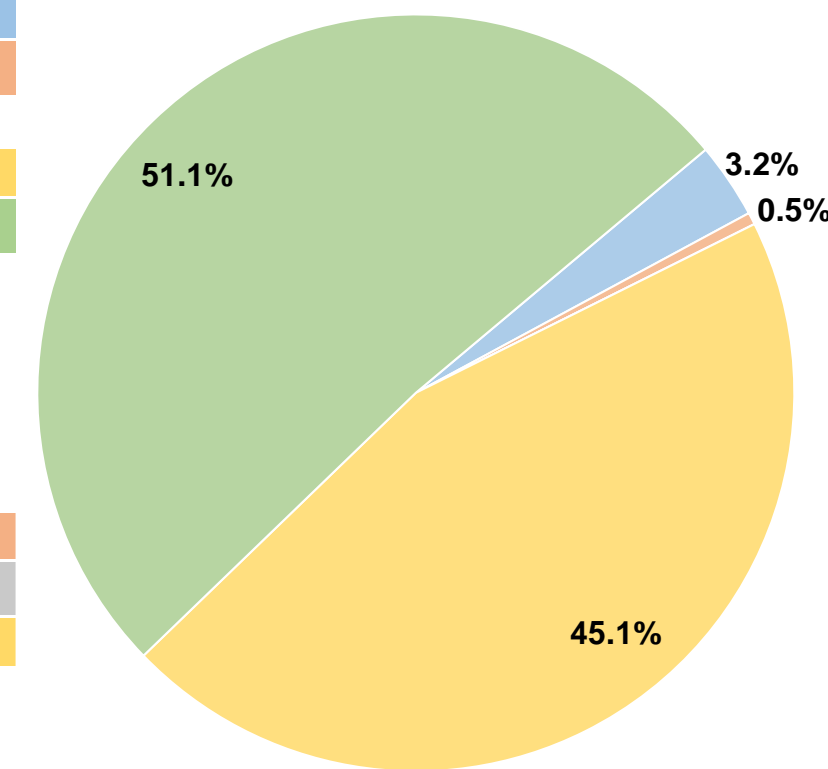
Sources of Operating Funds Expended

Fare Revenues	\$172,299	3.2%
Local Funds	\$27,508	0.5%
State Funds	\$0	0.0%
Federal Assistance	\$2,403,700	45.1%
Other Funds	\$2,721,517	51.1%
Total Operating Funds Expended	\$5,325,024	100.0%

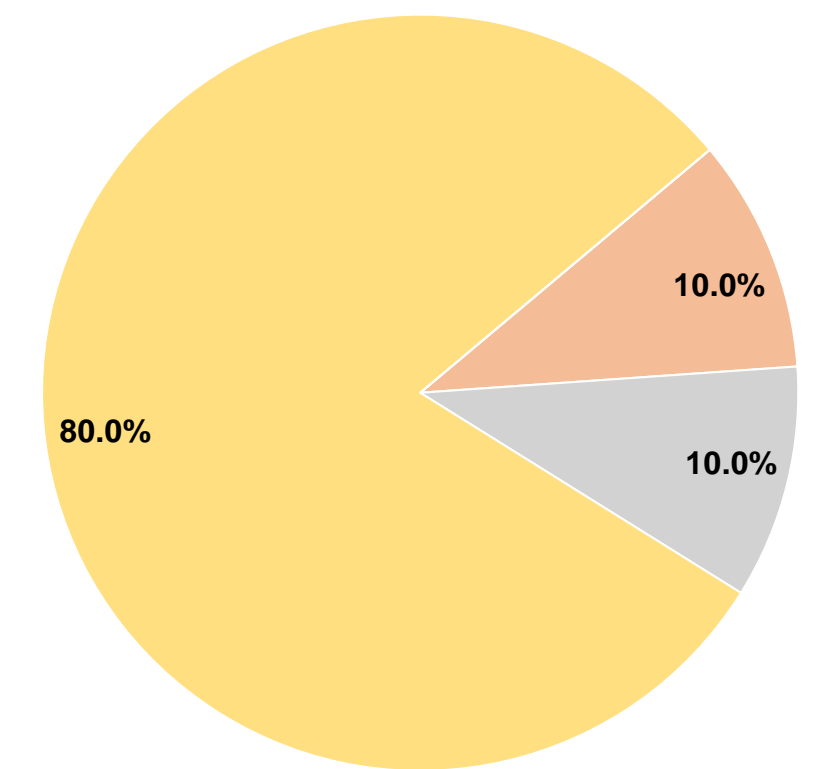
Sources of Capital Funds Expended

Fare Revenues	\$0	0.0%
Local Funds	\$606	10.0%
State Funds	\$605	10.0%
Federal Assistance	\$4,847	80.0%
Other Funds	\$0	0.0%
Total Capital Funds Expended	\$6,058	100.0%

Operating Funding Sources



Capital Funding Sources



Modal Characteristics

Operation Characteristics

Vehicles Operated at Maximum Service

Mode	Directly Operated	Purchased Transportation	Operating Expenses	Fare Revenues	Uses of Capital Funds	Annual Unlinked Trips	Annual Vehicle Revenue Miles	Annual Vehicle Revenue Hours
Demand Response	74	-	\$5,325,024	\$172,299	\$6,059	276,279	3,224,546	154,254
Total	74	-	\$5,325,024	\$172,299	\$6,059	276,279	3,224,546	154,254

Performance Measures

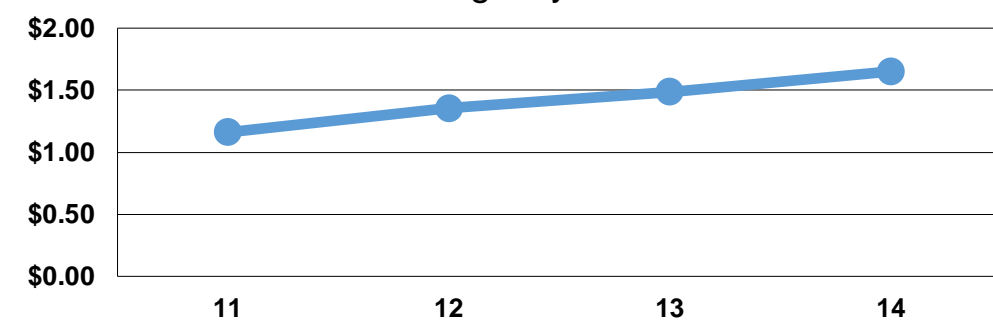
Service Efficiency

Mode	Operating Expenses per Vehicle Revenue Mile	Operating Expenses per Vehicle Revenue Hour
Demand Response	\$1.65	\$34.52
Total	\$1.65	\$34.52

Service Effectiveness

Mode	Operating Expenses per Unlinked Passenger Trip	Unlinked Trips per Vehicle Revenue Mile	Unlinked Trips per Vehicle Revenue Hour
Demand Response	\$19.27	0.1	1.8
Total	\$19.27	0.1	1.8

Operating Expense per Vehicle Revenue Mile: Agency Total



Unlinked Passenger Trips per Vehicle Revenue Mile: Agency Total

