

# Middle Kentucky River Area Development Council, Inc. (MKRADC)

2014 Annual Agency Profile

1137 Main St  
Jackson, KY 41339

Executive Director: Mrs. Vickie Bourne  
502-564-7433

## General Information

### Service Consumption

18,365 Annual Unlinked Trips (UPT)

### Service Supplied

352,987 Annual Vehicle Revenue Miles (VRM)

27,153 Annual Vehicle Revenue Hours (VRH)

### Summary of Operating Expenses (OE)

\$649,696 Total Operating Expenses

### Database Information

NTDID: 4R04-40909

Reporter Type: Rural General Public Transit

## Financial Information

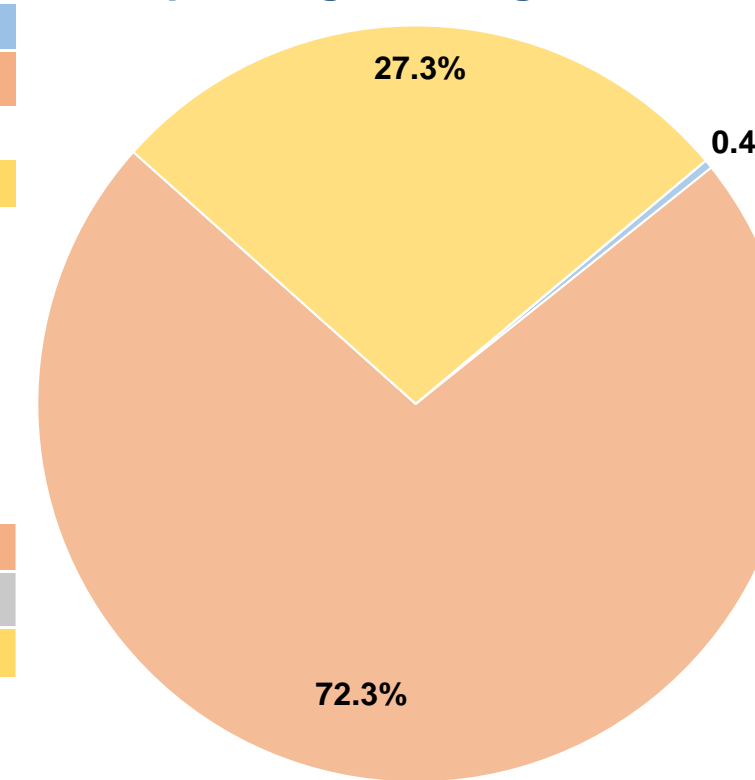
### Sources of Operating Funds Expended

Fare Revenues	\$2,454	0.4%
Local Funds	\$469,902	72.3%
State Funds	\$0	0.0%
Federal Assistance	\$177,340	27.3%
Other Funds	\$0	0.0%
<b>Total Operating Funds Expended</b>	<b>\$649,696</b>	<b>100.0%</b>

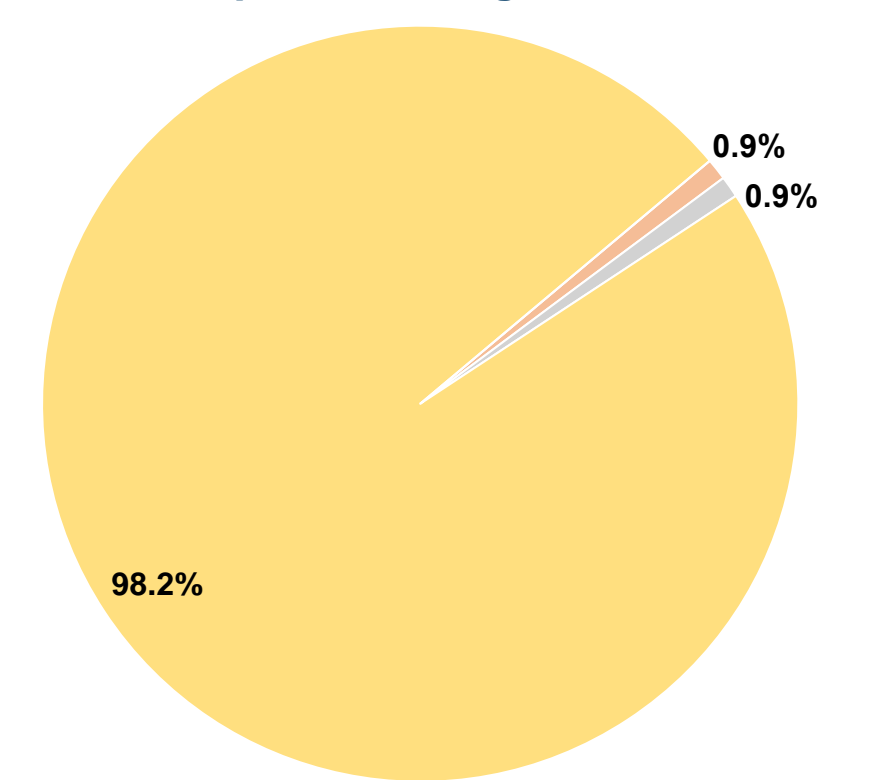
### Sources of Capital Funds Expended

Fare Revenues	\$0	0.0%
Local Funds	\$2,328	0.9%
State Funds	\$2,328	0.9%
Federal Assistance	\$247,732	98.2%
Other Funds	\$0	0.0%
<b>Total Capital Funds Expended</b>	<b>\$252,388</b>	<b>100.0%</b>

### Operating Funding Sources



### Capital Funding Sources



## Modal Characteristics

### Operation Characteristics

#### Vehicles Operated at Maximum Service

Mode	Directly Operated	Purchased Transportation	Operating Expenses	Fare Revenues	Uses of Capital Funds	Annual Unlinked Trips	Annual Vehicle Revenue Miles	Annual Vehicle Revenue Hours
Demand Response	14	-	\$649,696	\$2,454	\$252,388	18,365	352,987	27,153
<b>Total</b>	<b>14</b>	<b>-</b>	<b>\$649,696</b>	<b>\$2,454</b>	<b>\$252,388</b>	<b>18,365</b>	<b>352,987</b>	<b>27,153</b>

### Performance Measures

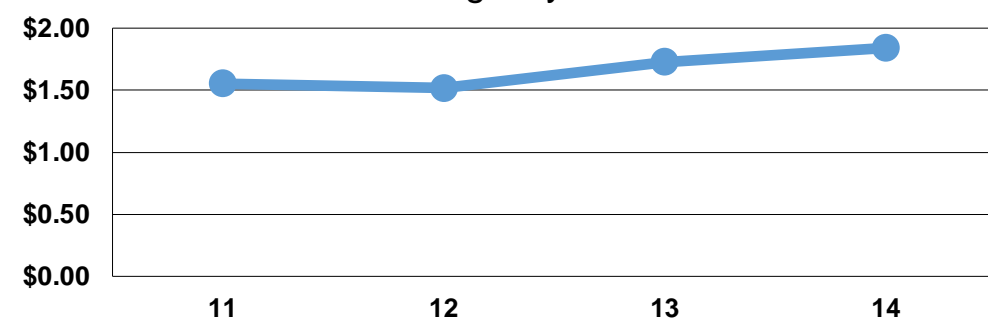
#### Service Efficiency

Mode	Operating Expenses per Vehicle Revenue Mile	Operating Expenses per Vehicle Revenue Hour
Demand Response	\$1.84	\$23.93
<b>Total</b>	<b>\$1.84</b>	<b>\$23.93</b>

#### Service Effectiveness

Mode	Operating Expenses per Unlinked Passenger Trip	Unlinked Trips per Vehicle Revenue Mile	Unlinked Trips per Vehicle Revenue Hour
Demand Response	\$35.38	0.1	0.7
<b>Total</b>	<b>\$35.38</b>	<b>0.1</b>	<b>0.7</b>

Operating Expense per Vehicle Revenue Mile: Agency Total



Unlinked Passenger Trips per Vehicle Revenue Mile: Agency Total

