

# Gateway Community Services Organization (GCSO)

2014 Annual Agency Profile

## General Information

## Financial Information

### Service Consumption

1,249 Annual Unlinked Trips (UPT)

### Service Supplied

4,822 Annual Vehicle Revenue Miles (VRM)  
816 Annual Vehicle Revenue Hours (VRH)

### Summary of Operating Expenses (OE)

\$39,052 Total Operating Expenses

### Database Information

NTDID: 4R04-40972

Reporter Type: Rural General Public Transit

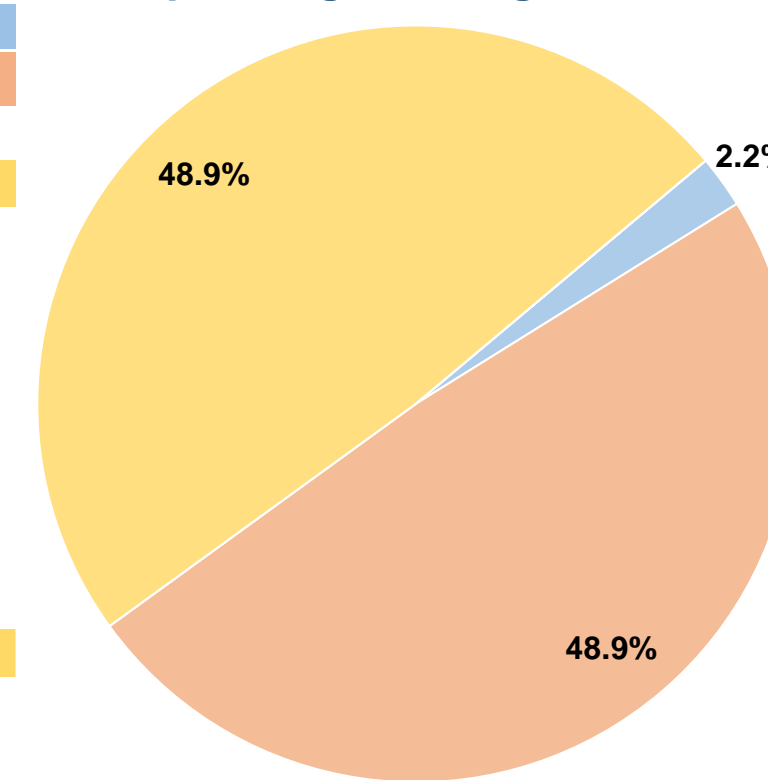
### Sources of Operating Funds Expended

Fare Revenues	\$876	2.2%
Local Funds	\$19,088	48.9%
State Funds	\$0	0.0%
Federal Assistance	\$19,088	48.9%
Other Funds	\$0	0.0%
<b>Total Operating Funds Expended</b>	<b>\$39,052</b>	<b>100.0%</b>

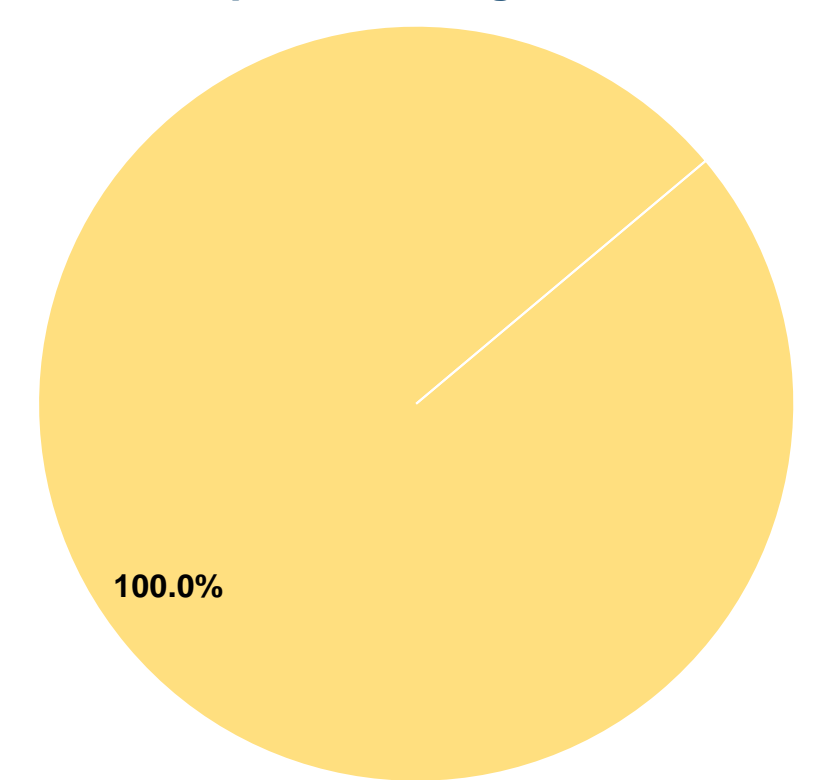
### Sources of Capital Funds Expended

Fare Revenues	\$0	0.0%
Local Funds	\$0	0.0%
State Funds	\$0	0.0%
Federal Assistance	\$22,716	100.0%
Other Funds	\$0	0.0%
<b>Total Capital Funds Expended</b>	<b>\$22,716</b>	<b>100.0%</b>

### Operating Funding Sources



### Capital Funding Sources



## Modal Characteristics

### Operation Characteristics

#### Vehicles Operated at Maximum Service

Mode	Directly Operated	Purchased Transportation	Operating Expenses	Fare Revenues	Uses of Capital Funds	Annual Unlinked Trips	Annual Vehicle Revenue Miles	Annual Vehicle Revenue Hours
Demand Response	1	-	\$39,052	\$876	\$22,716	1,249	4,822	816
<b>Total</b>	<b>1</b>	<b>-</b>	<b>\$39,052</b>	<b>\$876</b>	<b>\$22,716</b>	<b>1,249</b>	<b>4,822</b>	<b>816</b>

### Performance Measures

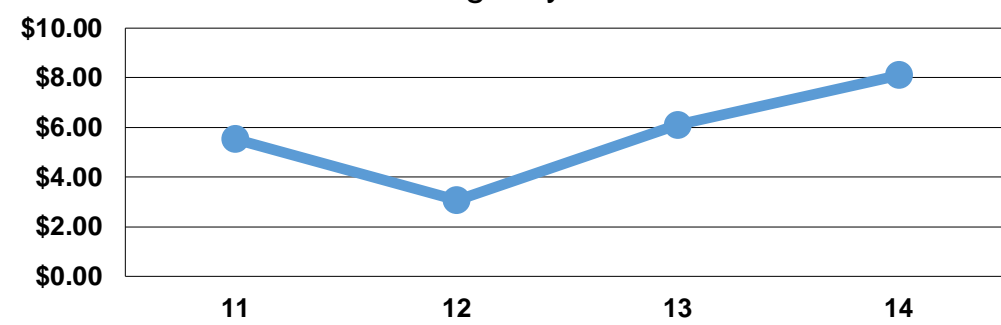
#### Service Efficiency

Mode	Operating Expenses per Vehicle Revenue Mile	Operating Expenses per Vehicle Revenue Hour
Demand Response	\$8.10	\$47.86
<b>Total</b>	<b>\$8.10</b>	<b>\$47.86</b>

#### Service Effectiveness

Mode	Operating Expenses per Unlinked Passenger Trip	Unlinked Trips per Vehicle Revenue Mile	Unlinked Trips per Vehicle Revenue Hour
Demand Response	\$31.27	0.3	1.5
<b>Total</b>	<b>\$31.27</b>	<b>0.3</b>	<b>1.5</b>

Operating Expense per Vehicle Revenue Mile: Agency Total



Unlinked Passenger Trips per Vehicle Revenue Mile: Agency Total

