

Louisville WHEELS Transportation, Inc (LOUWHEELS)

2014 Annual Agency Profile

1134 S. Preston St.
Louisville, KY 40203

Executive Director: Mrs. Vickie Bourne
502-564-7433

General Information

Service Consumption

125,009 Annual Unlinked Trips (UPT)

Service Supplied

1,557,576 Annual Vehicle Revenue Miles (VRM)

133,272 Annual Vehicle Revenue Hours (VRH)

Summary of Operating Expenses (OE)

\$2,841,678 Total Operating Expenses

Database Information

NTDID: 4R04-41090

Reporter Type: Rural General Public Transit

Financial Information

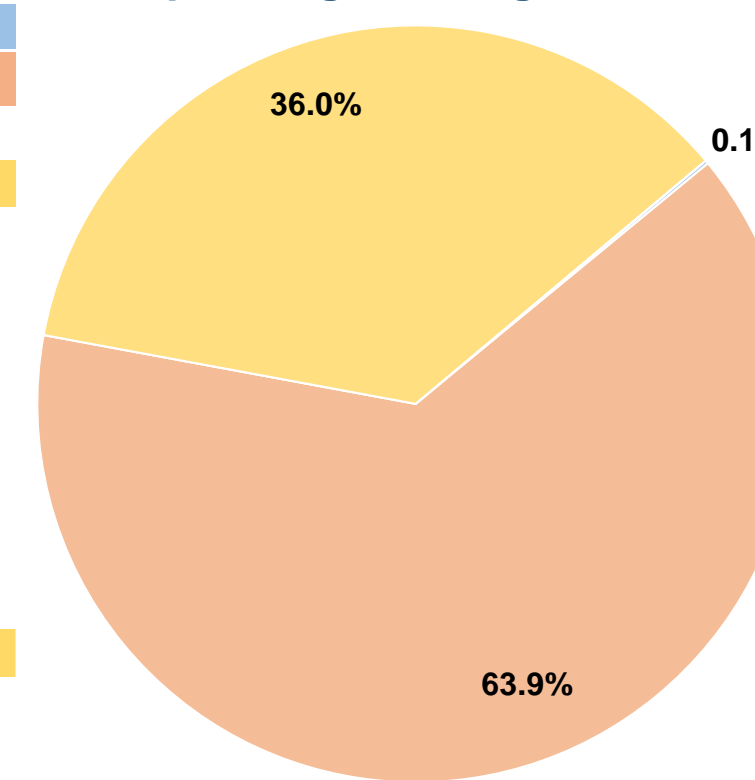
Sources of Operating Funds Expended

Fare Revenues	\$4,249	0.1%
Local Funds	\$1,815,063	63.9%
State Funds	\$0	0.0%
Federal Assistance	\$1,022,366	36.0%
Other Funds	\$0	0.0%
Total Operating Funds Expended	\$2,841,678	100.0%

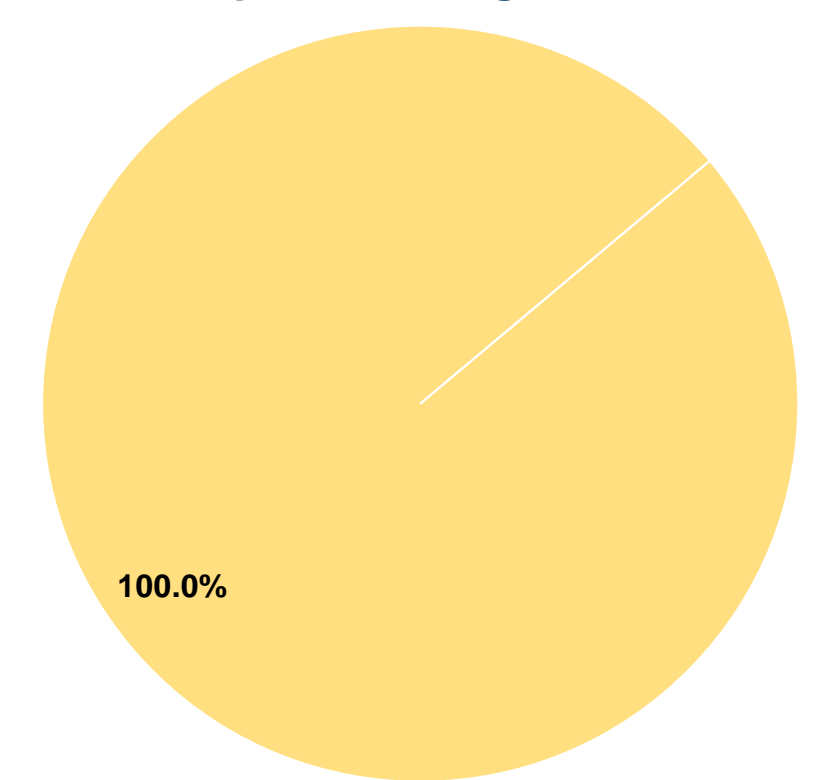
Sources of Capital Funds Expended

Fare Revenues	\$0	0.0%
Local Funds	\$0	0.0%
State Funds	\$0	0.0%
Federal Assistance	\$169,360	100.0%
Other Funds	\$0	0.0%
Total Capital Funds Expended	\$169,360	100.0%

Operating Funding Sources



Capital Funding Sources



Modal Characteristics

Operation Characteristics

Vehicles Operated at Maximum Service

Mode	Directly Operated	Purchased Transportation	Operating Expenses	Fare Revenues	Uses of Capital Funds	Annual Unlinked Trips	Annual Vehicle Revenue Miles	Annual Vehicle Revenue Hours
Demand Response	60	-	\$2,841,678	\$4,249	\$169,360	125,009	1,557,576	133,272
Total	60	-	\$2,841,678	\$4,249	\$169,360	125,009	1,557,576	133,272

Performance Measures

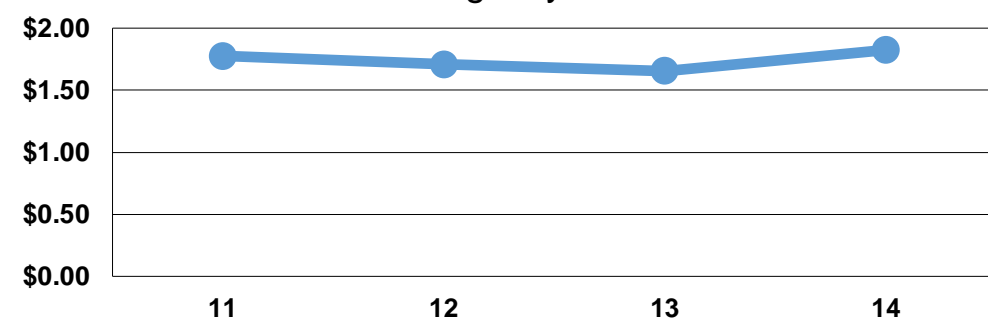
Service Efficiency

Mode	Operating Expenses per Vehicle Revenue Mile	Operating Expenses per Vehicle Revenue Hour
Demand Response	\$1.82	\$21.32
Total	\$1.82	\$21.32

Service Effectiveness

Mode	Operating Expenses per Unlinked Passenger Trip	Unlinked Trips per Vehicle Revenue Mile	Unlinked Trips per Vehicle Revenue Hour
Demand Response	\$22.73	0.1	0.9
Total	\$22.73	0.1	0.9

Operating Expense per Vehicle Revenue Mile: Agency Total



Unlinked Passenger Trips per Vehicle Revenue Mile: Agency Total

