

General Information

Financial Information

Service Consumption

40,454 Annual Unlinked Trips (UPT)

Service Supplied

126,606 Annual Vehicle Revenue Miles (VRM)

11,853 Annual Vehicle Revenue Hours (VRH)

Summary of Operating Expenses (OE)

\$517,866 Total Operating Expenses

Database Information

NTDID: 4R04-41094

Reporter Type: Rural General Public Transit

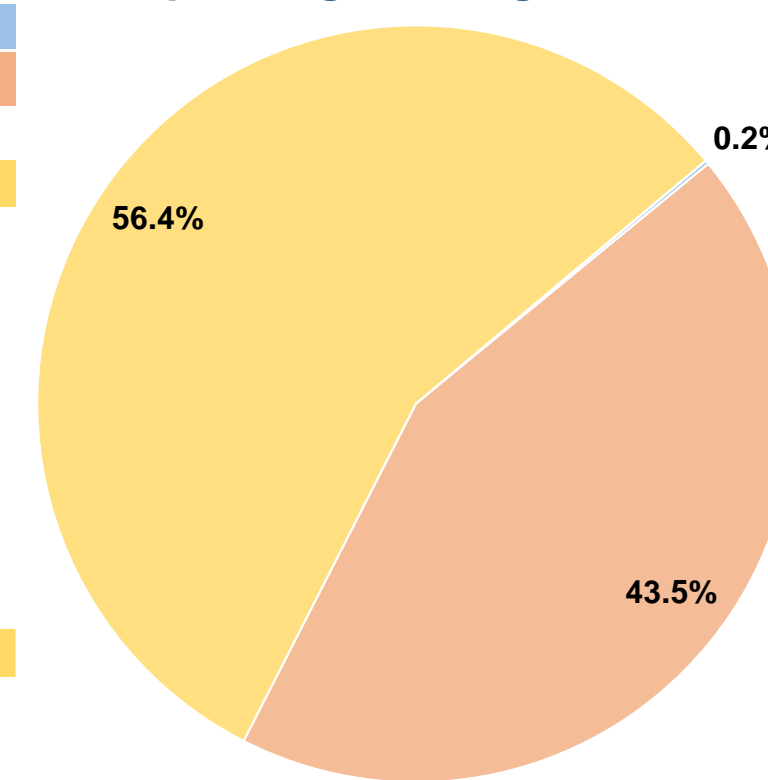
Sources of Operating Funds Expended

Fare Revenues	\$902	0.2%
Local Funds	\$225,030	43.5%
State Funds	\$0	0.0%
Federal Assistance	\$291,934	56.4%
Other Funds	\$0	0.0%
Total Operating Funds Expended	\$517,866	100.0%

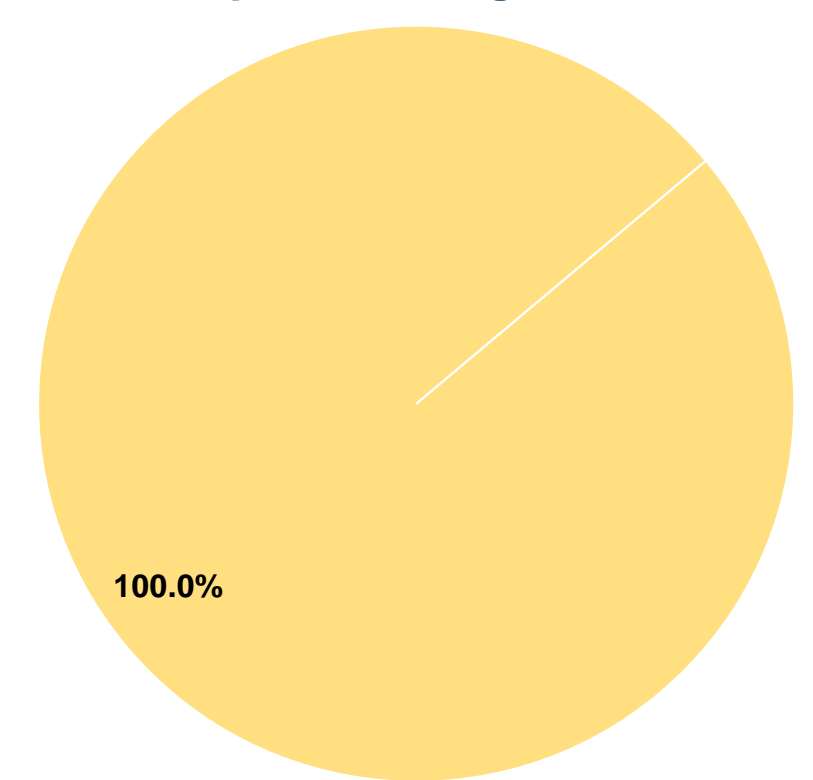
Sources of Capital Funds Expended

Fare Revenues	\$0	0.0%
Local Funds	\$0	0.0%
State Funds	\$0	0.0%
Federal Assistance	\$34,337	100.0%
Other Funds	\$0	0.0%
Total Capital Funds Expended	\$34,337	100.0%

Operating Funding Sources



Capital Funding Sources



Modal Characteristics

Operation Characteristics

Vehicles Operated at Maximum Service

Mode	Directly Operated	Purchased Transportation	Operating Expenses	Fare Revenues	Uses of Capital Funds	Annual Unlinked Trips	Annual Vehicle Revenue Miles	Annual Vehicle Revenue Hours
Demand Response	9	-	\$517,866	\$902	\$34,337	40,454	126,606	11,853
Total	9	-	\$517,866	\$902	\$34,337	40,454	126,606	11,853

Performance Measures

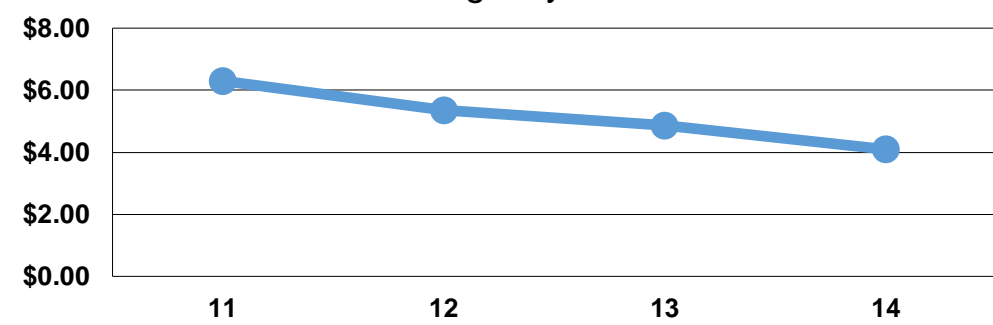
Service Efficiency

Mode	Operating Expenses per Vehicle Revenue Mile	Operating Expenses per Vehicle Revenue Hour
Demand Response	\$4.09	\$43.69
Total	\$4.09	\$43.69

Service Effectiveness

Mode	Operating Expenses per Unlinked Passenger Trip	Unlinked Trips per Vehicle Revenue Mile	Unlinked Trips per Vehicle Revenue Hour
Demand Response	\$12.80	0.3	3.4
Total	\$12.80	0.3	3.4

Operating Expense per Vehicle Revenue Mile: Agency Total



Unlinked Passenger Trips per Vehicle Revenue Mile: Agency Total

