

Central Kentucky Community Action Council (CKCAC)

2014 Annual Agency Profile

Executive Director: Mrs. Vickie Bourne
 502-564-7433

General Information

Service Consumption

111,062 Annual Unlinked Trips (UPT)

Service Supplied

1,380,963 Annual Vehicle Revenue Miles (VRM)
 69,696 Annual Vehicle Revenue Hours (VRH)

Summary of Operating Expenses (OE)

\$1,981,176 Total Operating Expenses

Database Information

NTDID: 4R04-41165

Reporter Type: Rural General Public Transit

Financial Information

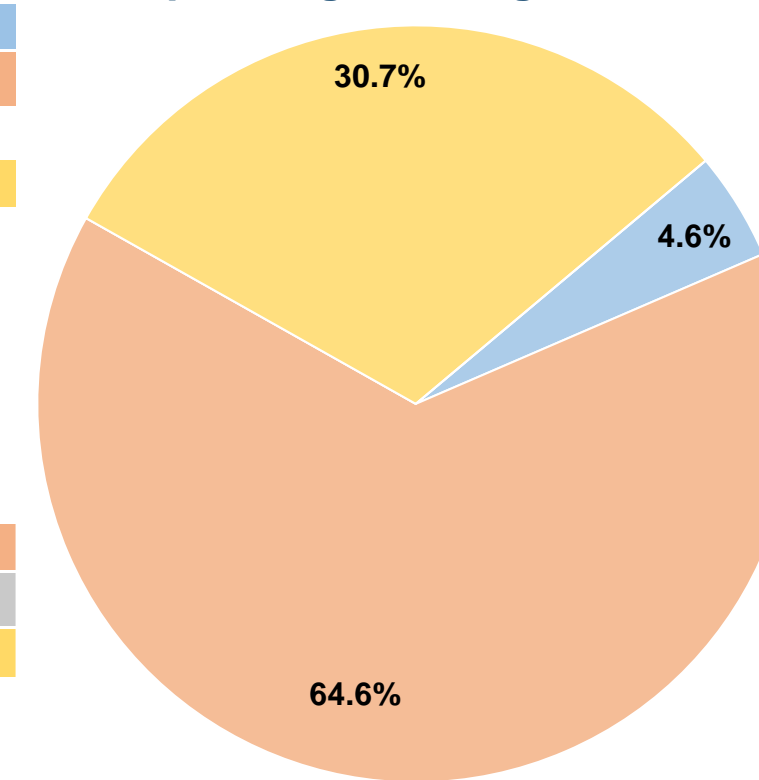
Sources of Operating Funds Expended

Fare Revenues	\$91,726	4.6%
Local Funds	\$1,280,779	64.6%
State Funds	\$0	0.0%
Federal Assistance	\$608,671	30.7%
Other Funds	\$0	0.0%
Total Operating Funds Expended	\$1,981,176	100.0%

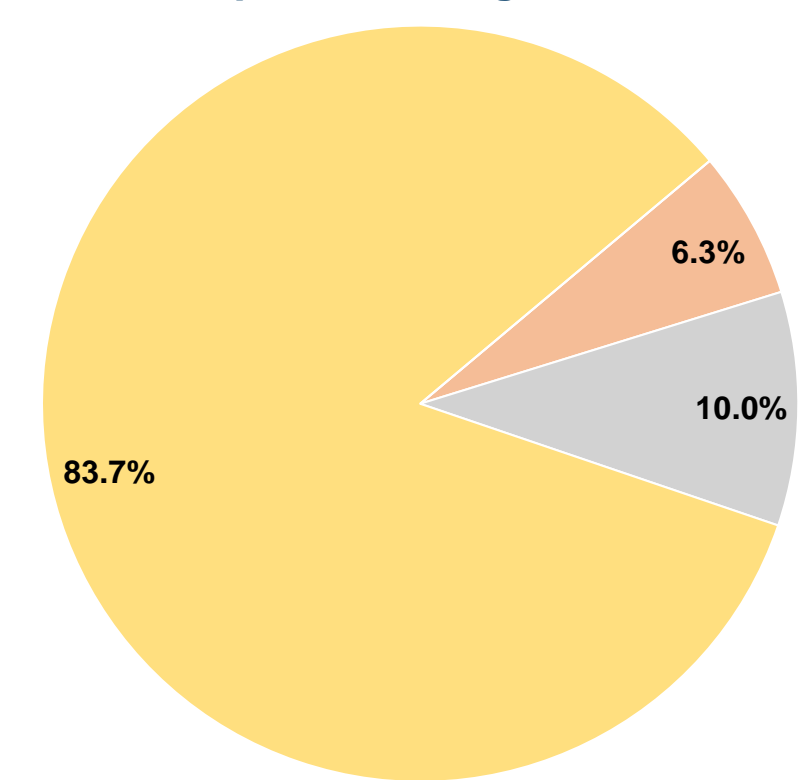
Sources of Capital Funds Expended

Fare Revenues	\$0	0.0%
Local Funds	\$21,339	6.3%
State Funds	\$33,721	10.0%
Federal Assistance	\$282,140	83.7%
Other Funds	\$0	0.0%
Total Capital Funds Expended	\$337,200	100.0%

Operating Funding Sources



Capital Funding Sources



Modal Characteristics

Operation Characteristics

Vehicles Operated at Maximum Service

Mode	Directly Operated	Purchased Transportation	Operating Expenses	Fare Revenues	Uses of Capital Funds	Annual Unlinked Trips	Annual Vehicle Revenue Miles	Annual Vehicle Revenue Hours
Demand Response	36	-	\$1,981,176	\$91,726	\$337,200	111,062	1,380,963	69,696
Total	36	-	\$1,981,176	\$91,726	\$337,200	111,062	1,380,963	69,696

Performance Measures

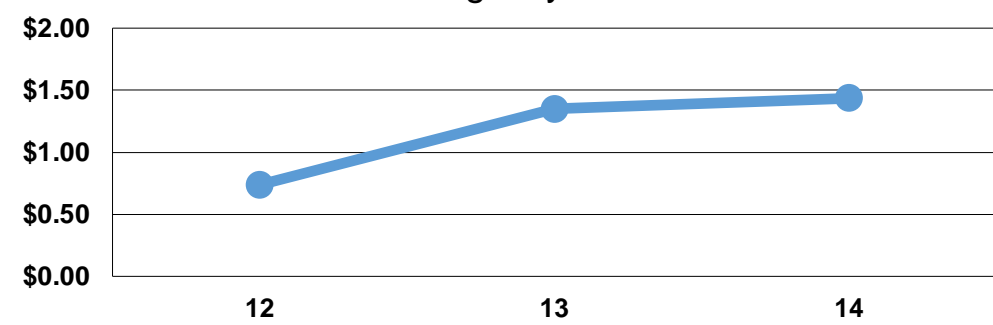
Service Efficiency

Mode	Operating Expenses per Vehicle Revenue Mile	Operating Expenses per Vehicle Revenue Hour
Demand Response	\$1.43	\$28.43
Total	\$1.43	\$28.43

Service Effectiveness

Mode	Operating Expenses per Unlinked Passenger Trip	Unlinked Trips per Vehicle Revenue Mile	Unlinked Trips per Vehicle Revenue Hour
Demand Response	\$17.84	0.1	1.6
Total	\$17.84	0.1	1.6

Operating Expense per Vehicle Revenue Mile: Agency Total



Unlinked Passenger Trips per Vehicle Revenue Mile: Agency Total

