

United Community Action Committee, Inc. (UCAC)

2014 Annual Agency Profile

380 Ripley Avenue
Ashland, MS 38603

Public Transit Director: Mrs. Shirley Wilson
601-359-7781

General Information

Service Consumption

41,872 Annual Unlinked Trips (UPT)

Service Supplied

303,731 Annual Vehicle Revenue Miles (VRM)

8,402 Annual Vehicle Revenue Hours (VRH)

Summary of Operating Expenses (OE)

\$504,088 Total Operating Expenses

Database Information

NTDID: 4R05-40916

Reporter Type: Rural General Public Transit

Financial Information

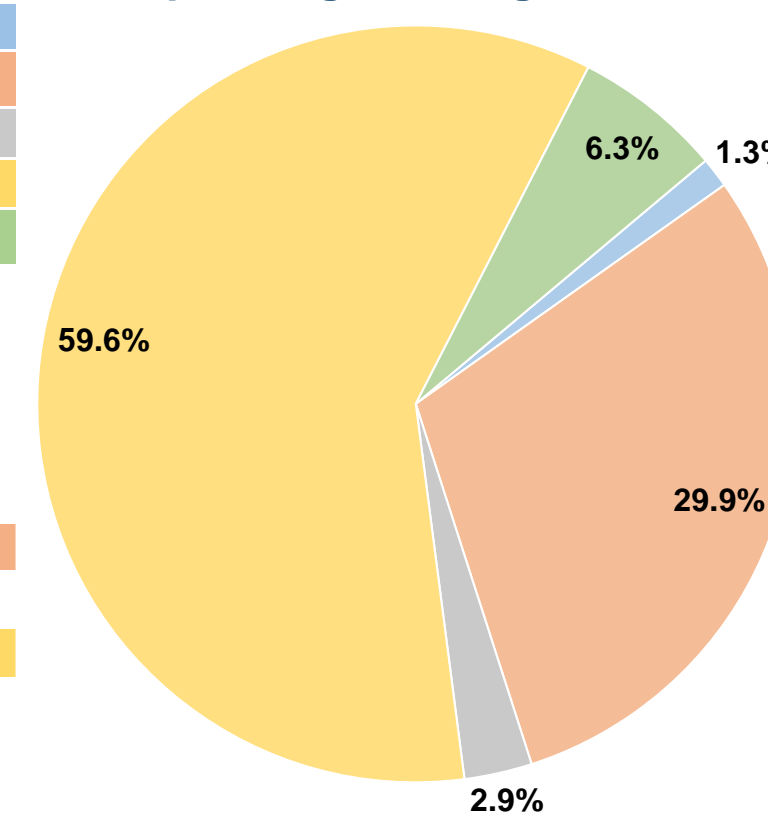
Sources of Operating Funds Expended

Fare Revenues	\$6,500	1.3%
Local Funds	\$150,565	29.9%
State Funds	\$14,605	2.9%
Federal Assistance	\$300,418	59.6%
Other Funds	\$32,000	6.3%
Total Operating Funds Expended	\$504,088	100.0%

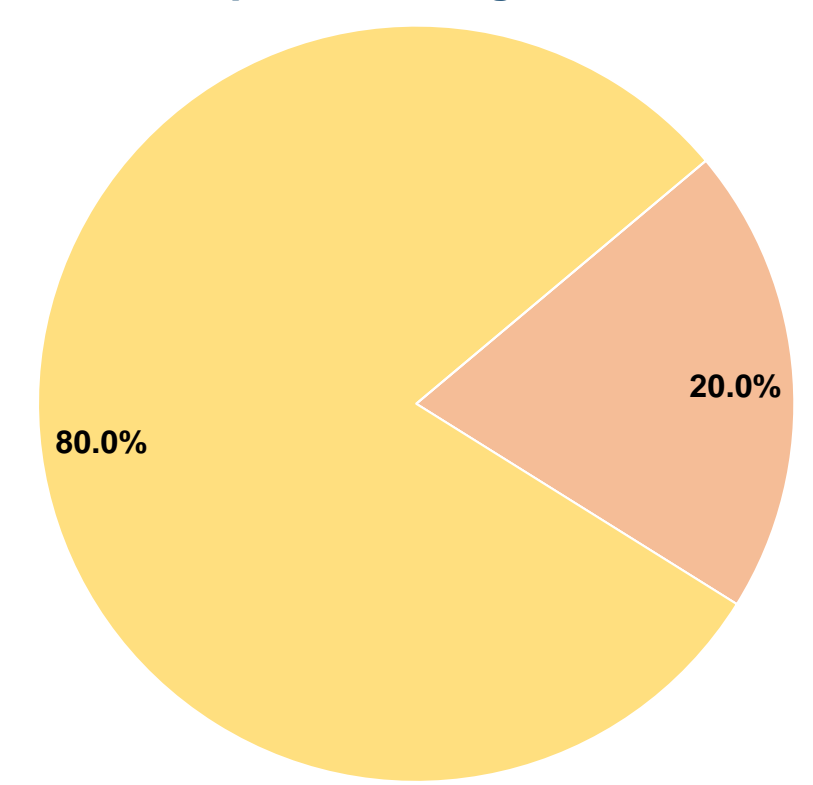
Sources of Capital Funds Expended

Fare Revenues	\$0	0.0%
Local Funds	\$2,649	20.0%
State Funds	\$0	0.0%
Federal Assistance	\$10,594	80.0%
Other Funds	\$0	0.0%
Total Capital Funds Expended	\$13,243	100.0%

Operating Funding Sources



Capital Funding Sources



Modal Characteristics

Operation Characteristics

Vehicles Operated at Maximum Service

Mode	Directly Operated	Purchased Transportation	Operating Expenses	Fare Revenues	Uses of Capital Funds	Annual Unlinked Trips	Annual Vehicle Revenue Miles	Annual Vehicle Revenue Hours
Demand Response	11	-	\$504,088	\$6,500	\$13,243	41,872	303,731	8,402
Total	11	-	\$504,088	\$6,500	\$13,243	41,872	303,731	8,402

Performance Measures

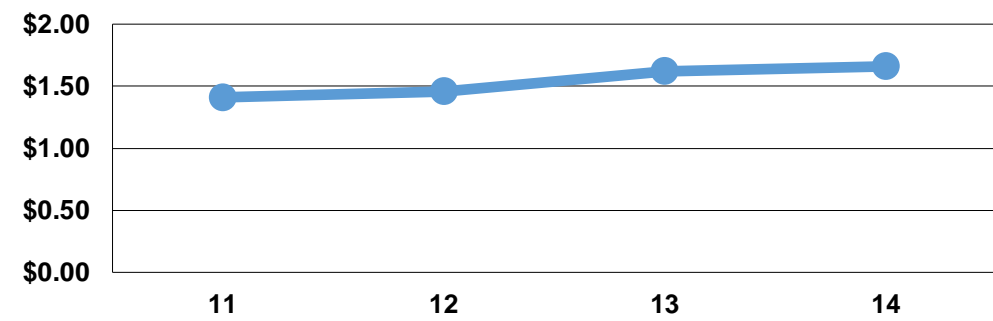
Service Efficiency

Mode	Operating Expenses per Vehicle Revenue Mile	Operating Expenses per Vehicle Revenue Hour
Demand Response	\$1.66	\$60.00
Total	\$1.66	\$60.00

Service Effectiveness

Mode	Operating Expenses per Unlinked Passenger Trip	Unlinked Trips per Vehicle Revenue Mile	Unlinked Trips per Vehicle Revenue Hour
Demand Response	\$12.04	0.1	5.0
Total	\$12.04	0.1	5.0

Operating Expense per Vehicle Revenue Mile: Agency Total



Unlinked Passenger Trips per Vehicle Revenue Mile: Agency Total

