

South Central Community Action Agency, Inc. (SCCAA)

2014 Annual Agency Profile

110 4th Street
D'Lo, MS 39062

Public Transit Director: Mrs. Shirley Wilson
601-359-7781

General Information

Service Consumption

13,480 Annual Unlinked Trips (UPT)

Service Supplied

224,265 Annual Vehicle Revenue Miles (VRM)

21,277 Annual Vehicle Revenue Hours (VRH)

Summary of Operating Expenses (OE)

\$420,885 Total Operating Expenses

Database Information

NTDID: 4R05-40922

Reporter Type: Rural General Public Transit

Financial Information

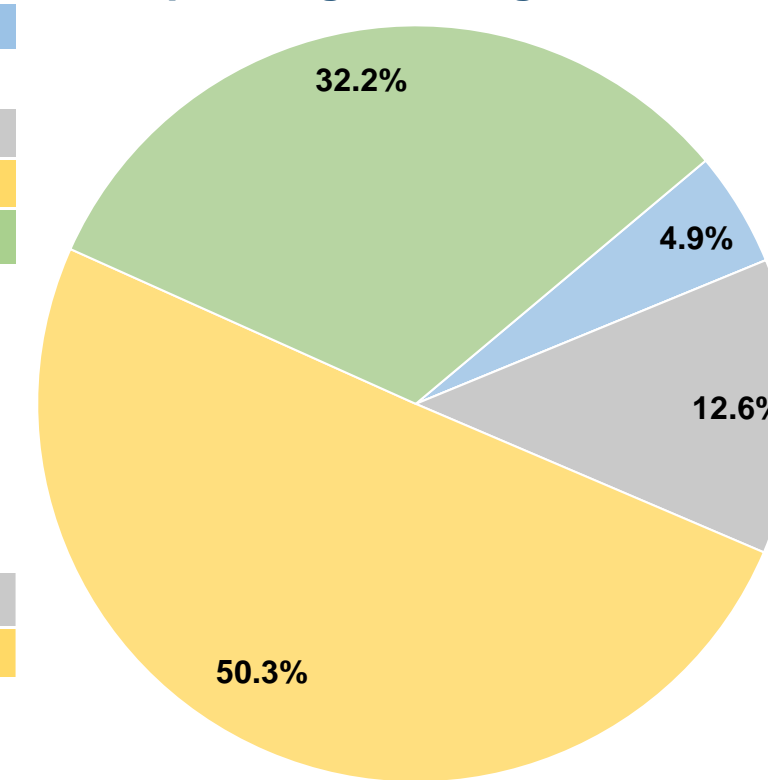
Sources of Operating Funds Expended

Fare Revenues	\$20,669	4.9%
Local Funds	\$0	0.0%
State Funds	\$53,111	12.6%
Federal Assistance	\$211,655	50.3%
Other Funds	\$135,450	32.2%
Total Operating Funds Expended	\$420,885	100.0%

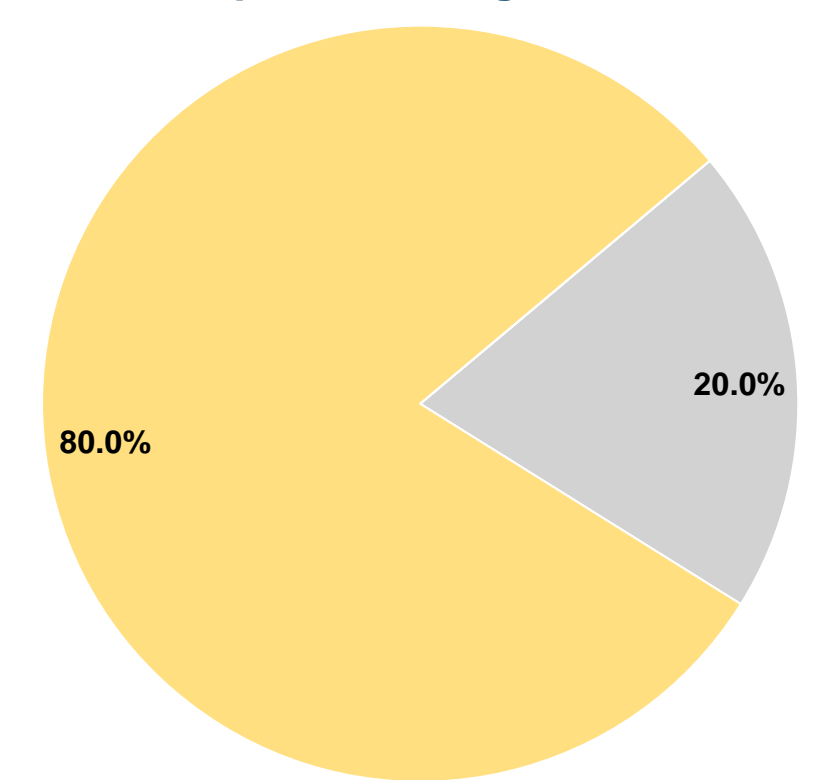
Sources of Capital Funds Expended

Fare Revenues	\$0	0.0%
Local Funds	\$0	0.0%
State Funds	\$10,267	20.0%
Federal Assistance	\$41,069	80.0%
Other Funds	\$0	0.0%
Total Capital Funds Expended	\$51,336	100.0%

Operating Funding Sources



Capital Funding Sources



Modal Characteristics

Operation Characteristics

Vehicles Operated at Maximum Service

Mode	Directly Operated	Purchased Transportation	Operating Expenses	Fare Revenues	Uses of Capital Funds	Annual Unlinked Trips	Annual Vehicle Revenue Miles	Annual Vehicle Revenue Hours
Demand Response	7	-	\$420,885	\$20,669	\$51,336	13,480	224,265	21,277
Total	7	-	\$420,885	\$20,669	\$51,336	13,480	224,265	21,277

Performance Measures

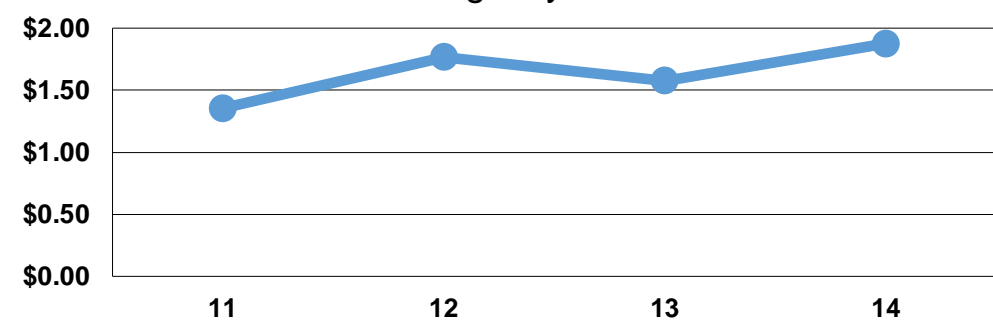
Service Efficiency

Mode	Operating Expenses per Vehicle Revenue Mile	Operating Expenses per Vehicle Revenue Hour
Demand Response	\$1.88	\$19.78
Total	\$1.88	\$19.78

Service Effectiveness

Mode	Operating Expenses per Unlinked Passenger Trip	Unlinked Trips per Vehicle Revenue Mile	Unlinked Trips per Vehicle Revenue Hour
Demand Response	\$31.22	0.1	0.6
Total	\$31.22	0.1	0.6

Operating Expense per Vehicle Revenue Mile: Agency Total



Unlinked Passenger Trips per Vehicle Revenue Mile: Agency Total

