

# Northeast Mississippi Community Services (NEMS)

2014 Annual Agency Profile

801 Hatchie Street  
Booneville, MS 38829

Public Transit Director: Mrs. Shirley Wilson  
601-359-7781

## General Information

### Service Consumption

117,738 Annual Unlinked Trips (UPT)

### Service Supplied

804,925 Annual Vehicle Revenue Miles (VRM)

53,527 Annual Vehicle Revenue Hours (VRH)

### Summary of Operating Expenses (OE)

\$1,165,939 Total Operating Expenses

### Database Information

NTDID: 4R05-41039

Reporter Type: Rural General Public Transit

## Financial Information

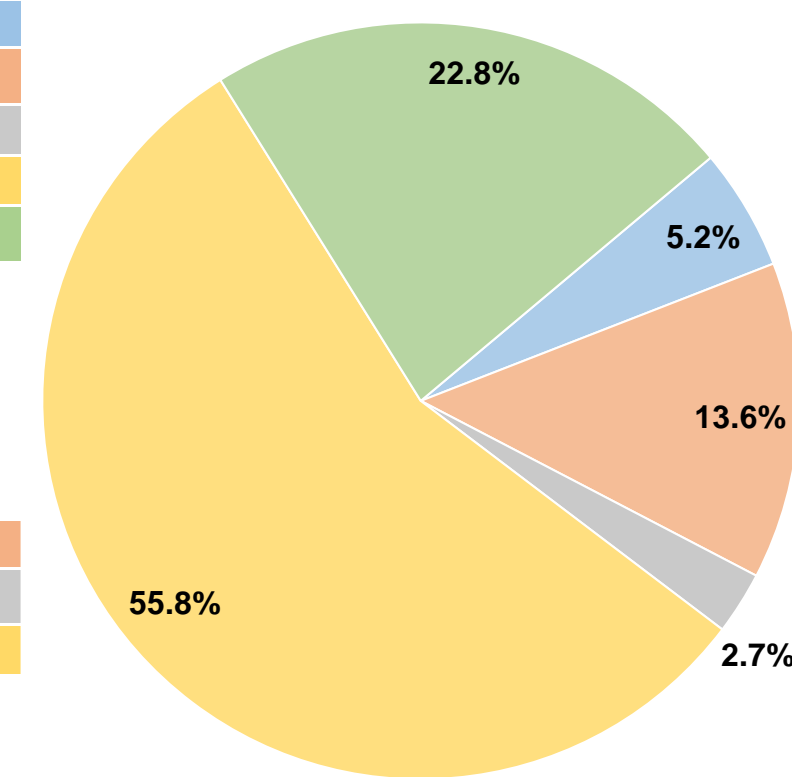
### Sources of Operating Funds Expended

Fare Revenues	\$60,680	5.2%
Local Funds	\$158,016	13.6%
State Funds	\$31,216	2.7%
Federal Assistance	\$650,527	55.8%
Other Funds	\$265,500	22.8%
<b>Total Operating Funds Expended</b>	<b>\$1,165,939</b>	<b>100.0%</b>

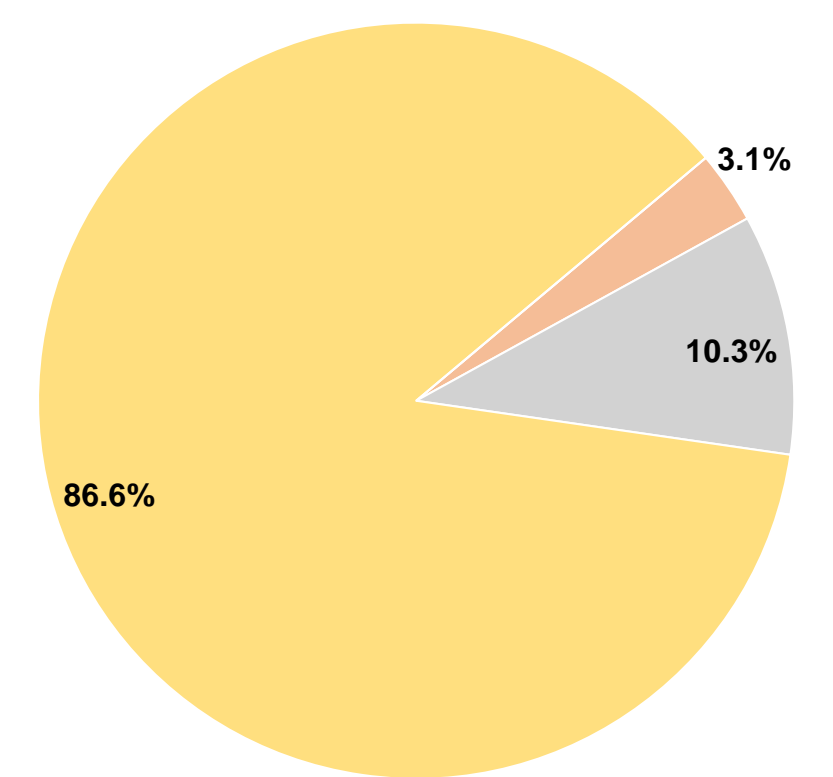
### Sources of Capital Funds Expended

Fare Revenues	\$0	0.0%
Local Funds	\$4,432	3.1%
State Funds	\$14,706	10.3%
Federal Assistance	\$123,748	86.6%
Other Funds	\$0	0.0%
<b>Total Capital Funds Expended</b>	<b>\$142,886</b>	<b>100.0%</b>

### Operating Funding Sources



### Capital Funding Sources



## Modal Characteristics

### Operation Characteristics

#### Vehicles Operated at Maximum Service

Mode	Directly Operated	Purchased Transportation	Operating Expenses	Fare Revenues	Uses of Capital Funds	Annual Unlinked Trips	Annual Vehicle Revenue Miles	Annual Vehicle Revenue Hours
Demand Response	29	-	\$1,165,939	\$60,680	\$142,886	117,738	804,925	53,527
<b>Total</b>	<b>29</b>	<b>-</b>	<b>\$1,165,939</b>	<b>\$60,680</b>	<b>\$142,886</b>	<b>117,738</b>	<b>804,925</b>	<b>53,527</b>

### Performance Measures

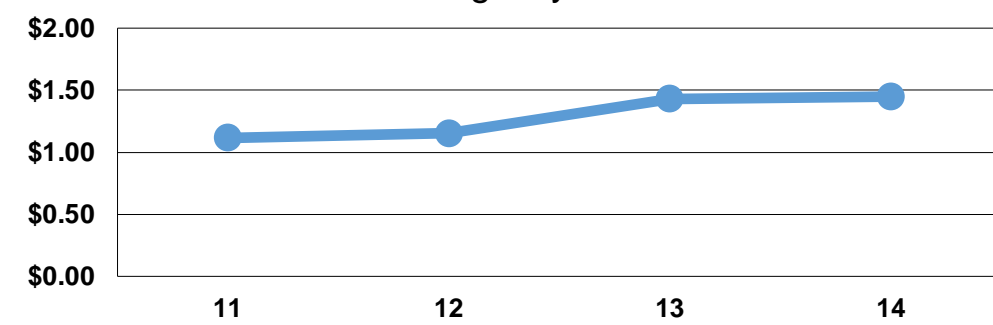
#### Service Efficiency

Mode	Operating Expenses per Vehicle Revenue Mile	Operating Expenses per Vehicle Revenue Hour
Demand Response	\$1.45	\$21.78
<b>Total</b>	<b>\$1.45</b>	<b>\$21.78</b>

#### Service Effectiveness

Mode	Operating Expenses per Unlinked Passenger Trip	Unlinked Trips per Vehicle Revenue Mile	Unlinked Trips per Vehicle Revenue Hour
Demand Response	\$9.90	0.1	2.2
<b>Total</b>	<b>\$9.90</b>	<b>0.1</b>	<b>2.2</b>

Operating Expense per Vehicle Revenue Mile: Agency Total



Unlinked Passenger Trips per Vehicle Revenue Mile: Agency Total

