

# Graham County (Graham County Transit)

2014 Annual Agency Profile

## General Information

## Financial Information

### Service Consumption

25,141 Annual Unlinked Trips (UPT)

### Service Supplied

202,698 Annual Vehicle Revenue Miles (VRM)

6,958 Annual Vehicle Revenue Hours (VRH)

### Summary of Operating Expenses (OE)

\$480,607 Total Operating Expenses

### Database Information

NTDID: 4R06-40913

Reporter Type: Rural General Public Transit

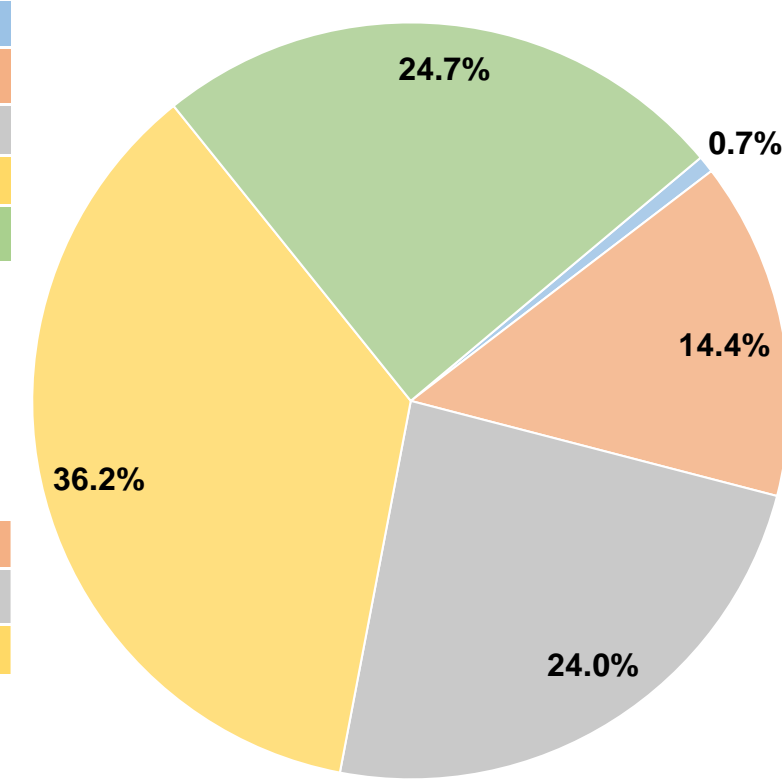
### Sources of Operating Funds Expended

Fare Revenues	\$3,471	0.7%
Local Funds	\$69,370	14.4%
State Funds	\$115,127	24.0%
Federal Assistance	\$174,091	36.2%
Other Funds	\$118,548	24.7%
<b>Total Operating Funds Expended</b>	<b>\$480,607</b>	<b>100.0%</b>

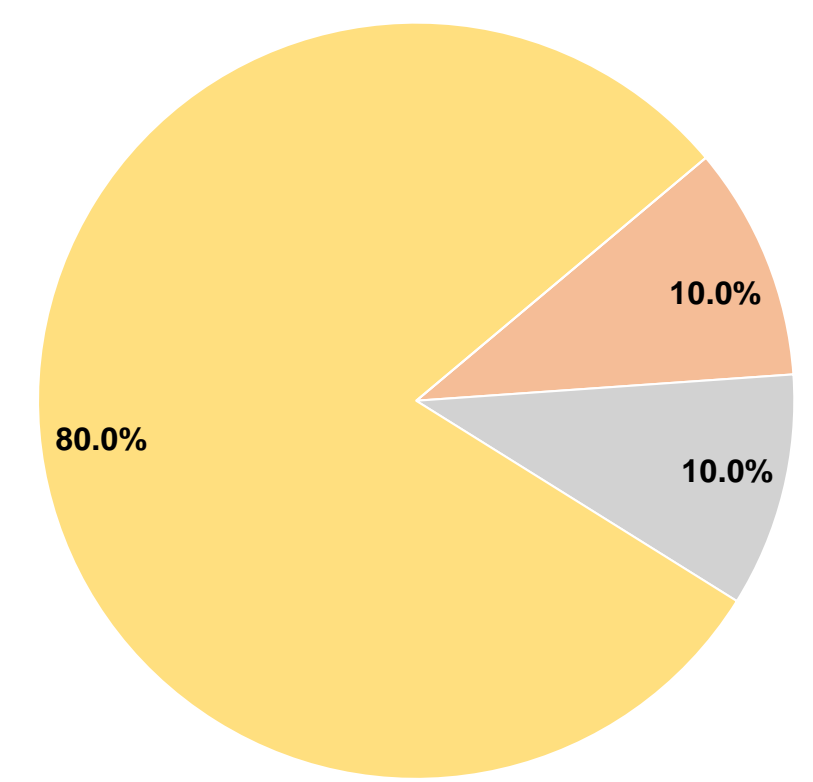
### Sources of Capital Funds Expended

Fare Revenues	\$0	0.0%
Local Funds	\$7,915	10.0%
State Funds	\$7,914	10.0%
Federal Assistance	\$63,316	80.0%
Other Funds	\$0	0.0%
<b>Total Capital Funds Expended</b>	<b>\$79,145</b>	<b>100.0%</b>

### Operating Funding Sources



### Capital Funding Sources



## Modal Characteristics

### Operation Characteristics

#### Vehicles Operated at Maximum Service

Mode	Directly Operated	Purchased Transportation	Operating Expenses	Fare Revenues	Uses of Capital Funds	Annual Unlinked Trips	Annual Vehicle Revenue Miles	Annual Vehicle Revenue Hours
Demand Response	5	-	\$480,607	\$3,471	\$79,145	25,141	202,698	6,958
<b>Total</b>	<b>5</b>	<b>-</b>	<b>\$480,607</b>	<b>\$3,471</b>	<b>\$79,145</b>	<b>25,141</b>	<b>202,698</b>	<b>6,958</b>

### Performance Measures

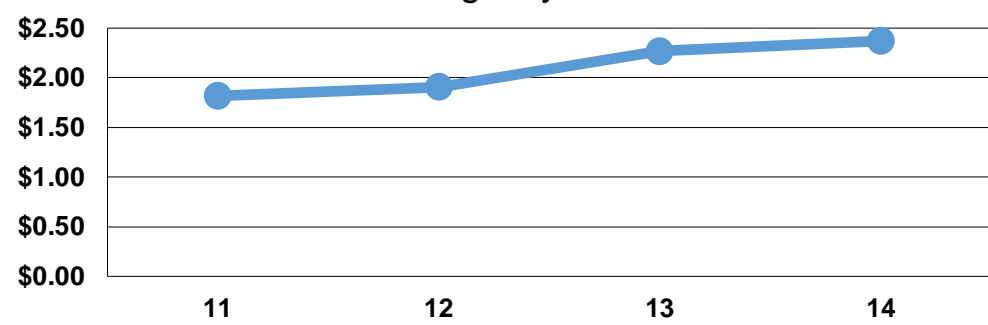
#### Service Efficiency

Mode	Operating Expenses per Vehicle Revenue Mile	Operating Expenses per Vehicle Revenue Hour
Demand Response	\$2.37	\$69.07
<b>Total</b>	<b>\$2.37</b>	<b>\$69.07</b>

#### Service Effectiveness

Mode	Operating Expenses per Unlinked Passenger Trip	Unlinked Trips per Vehicle Revenue Mile	Unlinked Trips per Vehicle Revenue Hour
Demand Response	\$19.12	0.1	3.6
<b>Total</b>	<b>\$19.12</b>	<b>0.1</b>	<b>3.6</b>

Operating Expense per Vehicle Revenue Mile: Agency Total



Unlinked Passenger Trips per Vehicle Revenue Mile: Agency Total

