

# Rutherford County (Rutherford County Transit)

2014 Annual Agency Profile

Deputy Director: Ms. Tammy Montanez  
919-707-4687

## General Information

### Service Consumption

54,307 Annual Unlinked Trips (UPT)

### Service Supplied

497,427 Annual Vehicle Revenue Miles (VRM)

28,032 Annual Vehicle Revenue Hours (VRH)

### Summary of Operating Expenses (OE)

\$915,775 Total Operating Expenses

### Database Information

NTDID: 4R06-40983

Reporter Type: Rural General Public Transit

## Financial Information

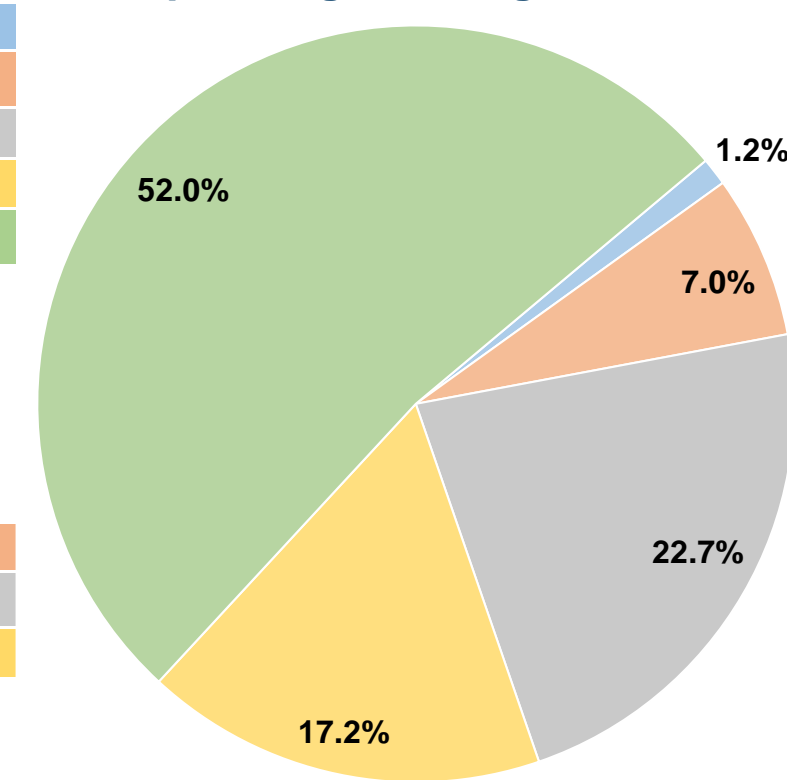
### Sources of Operating Funds Expended

Fare Revenues	\$10,831	1.2%
Local Funds	\$63,905	7.0%
State Funds	\$207,629	22.7%
Federal Assistance	\$157,126	17.2%
Other Funds	\$476,284	52.0%
<b>Total Operating Funds Expended</b>	<b>\$915,775</b>	<b>100.0%</b>

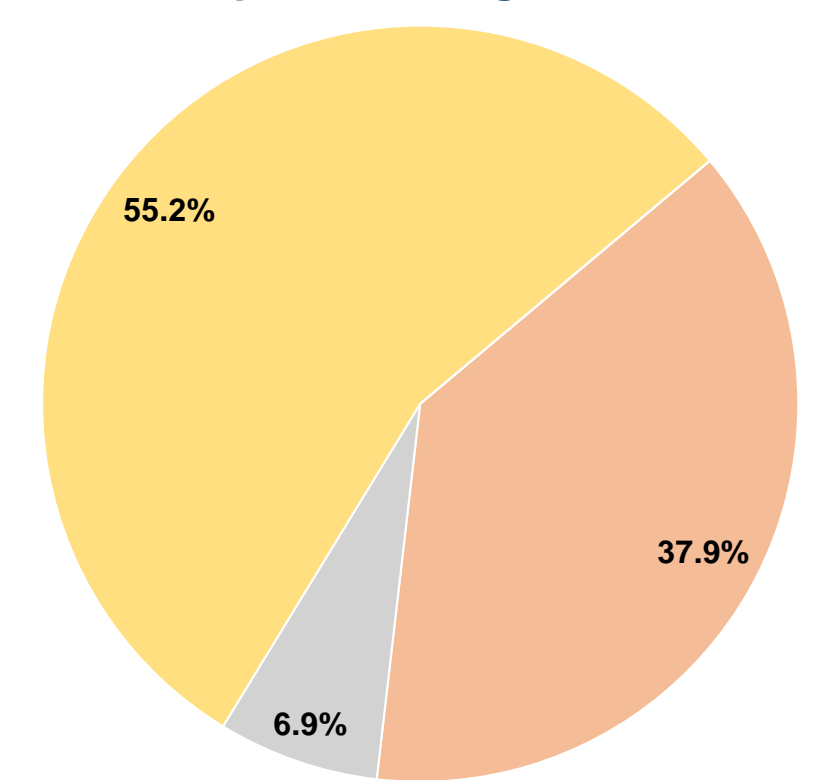
### Sources of Capital Funds Expended

Fare Revenues	\$0	0.0%
Local Funds	\$2,851	37.9%
State Funds	\$518	6.9%
Federal Assistance	\$4,144	55.2%
Other Funds	\$0	0.0%
<b>Total Capital Funds Expended</b>	<b>\$7,513</b>	<b>100.0%</b>

### Operating Funding Sources



### Capital Funding Sources



## Modal Characteristics

### Operation Characteristics

#### Vehicles Operated at Maximum Service

Mode	Directly Operated	Purchased Transportation	Operating Expenses	Fare Revenues	Uses of Capital Funds	Annual Unlinked Trips	Annual Vehicle Revenue Miles	Annual Vehicle Revenue Hours
Demand Response	13	-	\$826,033	\$9,770	\$6,777	49,263	460,447	25,285
Bus	2	-	\$89,742	\$1,061	\$736	5,044	36,980	2,747
<b>Total</b>	<b>15</b>	<b>-</b>	<b>\$915,775</b>	<b>\$10,831</b>	<b>\$7,513</b>	<b>54,307</b>	<b>497,427</b>	<b>28,032</b>

### Performance Measures


#### Service Efficiency

Mode	Operating Expenses per Vehicle Revenue Mile	Operating Expenses per Vehicle Revenue Hour
Demand Response	\$1.79	\$32.67
Bus	\$2.43	\$32.67
<b>Total</b>	<b>\$1.84</b>	<b>\$32.67</b>

#### Service Effectiveness

Mode	Operating Expenses per Unlinked Passenger Trip	Unlinked Trips per Vehicle Revenue Mile	Unlinked Trips per Vehicle Revenue Hour
Demand Response	\$16.77	0.1	1.9
Bus	\$17.79	0.1	1.8
<b>Total</b>	<b>\$16.86</b>	<b>0.1</b>	<b>1.9</b>

Operating Expense per Vehicle Revenue Mile: Agency Total



Unlinked Passenger Trips per Vehicle Revenue Mile: Agency Total

