

# Martin County (Martin County Transit)

2014 Annual Agency Profile

## General Information

## Financial Information

### Service Consumption

29,181 Annual Unlinked Trips (UPT)

### Service Supplied

282,512 Annual Vehicle Revenue Miles (VRM)

16,493 Annual Vehicle Revenue Hours (VRH)

### Summary of Operating Expenses (OE)

\$638,362 Total Operating Expenses

### Database Information

NTDID: 4R06-40990

Reporter Type: Rural General Public Transit

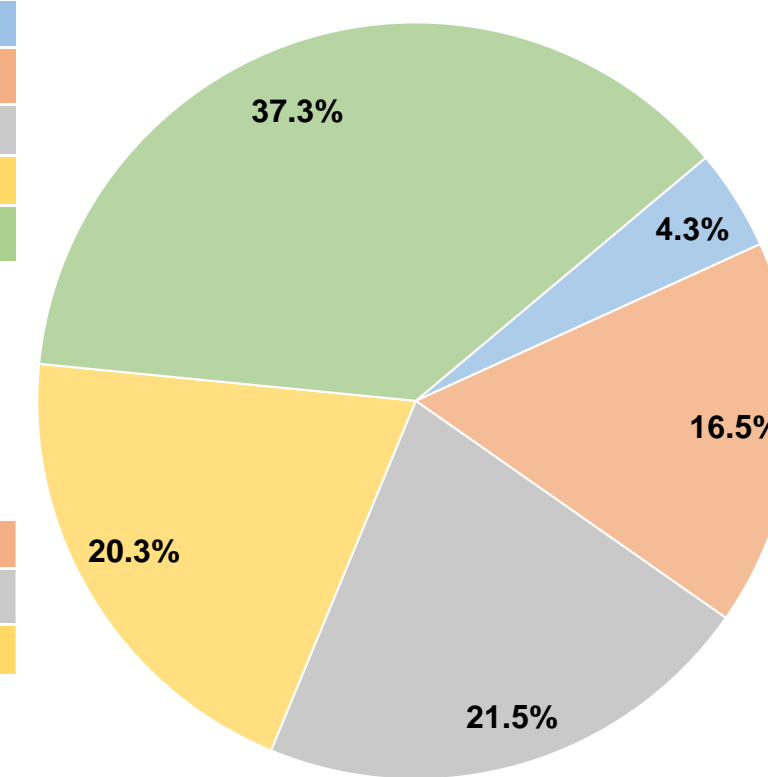
### Sources of Operating Funds Expended

Fare Revenues	\$27,533	4.3%
Local Funds	\$105,450	16.5%
State Funds	\$137,432	21.5%
Federal Assistance	\$129,656	20.3%
Other Funds	\$238,291	37.3%
<b>Total Operating Funds Expended</b>	<b>\$638,362</b>	<b>100.0%</b>

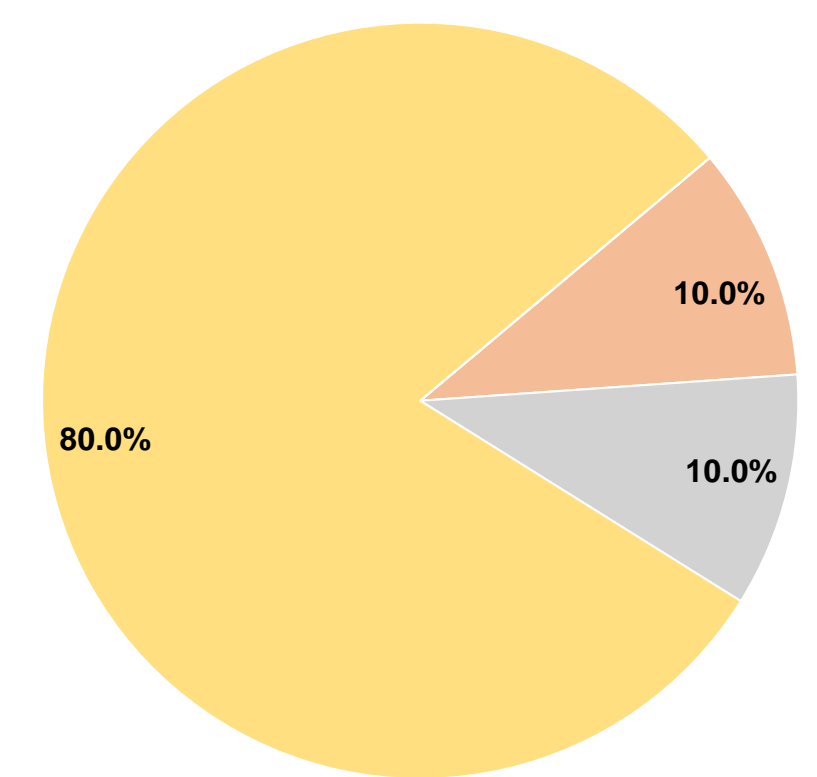
### Sources of Capital Funds Expended

Fare Revenues	\$0	0.0%
Local Funds	\$4,665	10.0%
State Funds	\$4,664	10.0%
Federal Assistance	\$37,312	80.0%
Other Funds	\$0	0.0%
<b>Total Capital Funds Expended</b>	<b>\$46,641</b>	<b>100.0%</b>

### Operating Funding Sources



### Capital Funding Sources



## Modal Characteristics

### Operation Characteristics

#### Vehicles Operated at Maximum Service

Mode	Directly Operated	Purchased Transportation	Operating Expenses	Fare Revenues	Uses of Capital Funds	Annual Unlinked Trips	Annual Vehicle Revenue Miles	Annual Vehicle Revenue Hours
Demand Response	8	-	\$638,362	\$27,533	\$46,641	29,181	282,512	16,493
<b>Total</b>	<b>8</b>	<b>-</b>	<b>\$638,362</b>	<b>\$27,533</b>	<b>\$46,641</b>	<b>29,181</b>	<b>282,512</b>	<b>16,493</b>

### Performance Measures

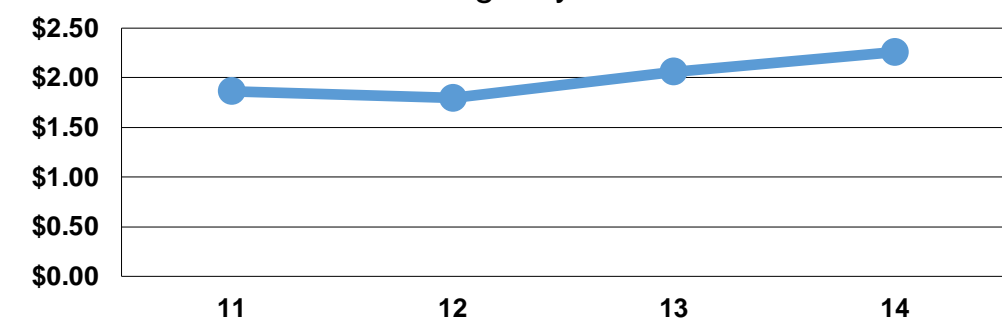
#### Service Efficiency

Mode	Operating Expenses per Vehicle Revenue Mile	Operating Expenses per Vehicle Revenue Hour
Demand Response	\$2.26	\$38.71
<b>Total</b>	<b>\$2.26</b>	<b>\$38.71</b>

#### Service Effectiveness

Mode	Operating Expenses per Unlinked Passenger Trip	Unlinked Trips per Vehicle Revenue Mile	Unlinked Trips per Vehicle Revenue Hour
Demand Response	\$21.88	0.1	1.8
<b>Total</b>	<b>\$21.88</b>	<b>0.1</b>	<b>1.8</b>

Operating Expense per Vehicle Revenue Mile: Agency Total



Unlinked Passenger Trips per Vehicle Revenue Mile: Agency Total

