

# Hyde County Private Non-Profit Transp. Corp. Inc. (Hyde County Transit)

## 2014 Annual Agency Profile

### General Information

#### Service Consumption

14,217 Annual Unlinked Trips (UPT)

#### Service Supplied

120,759 Annual Vehicle Revenue Miles (VRM)  
 4,420 Annual Vehicle Revenue Hours (VRH)

#### Summary of Operating Expenses (OE)

\$222,668 Total Operating Expenses

#### Database Information

NTDID: 4R06-41038

Reporter Type: Rural General Public Transit

### Financial Information

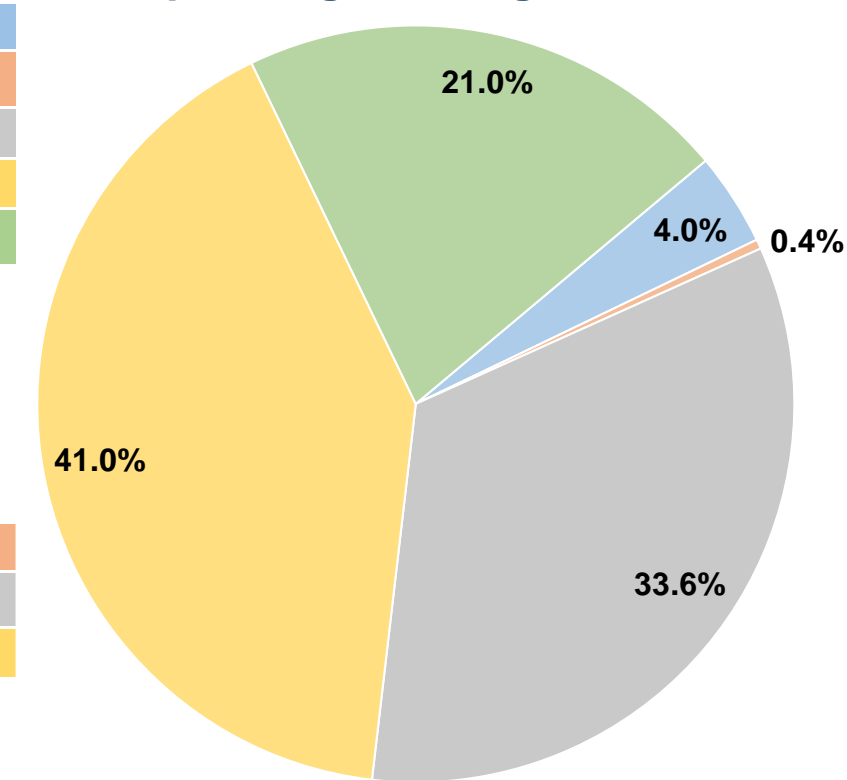
#### Sources of Operating Funds Expended

Fare Revenues	\$8,843	4.0%
Local Funds	\$900	0.4%
State Funds	\$74,781	33.6%
Federal Assistance	\$91,303	41.0%
Other Funds	\$46,841	21.0%
<b>Total Operating Funds Expended</b>	<b>\$222,668</b>	<b>100.0%</b>

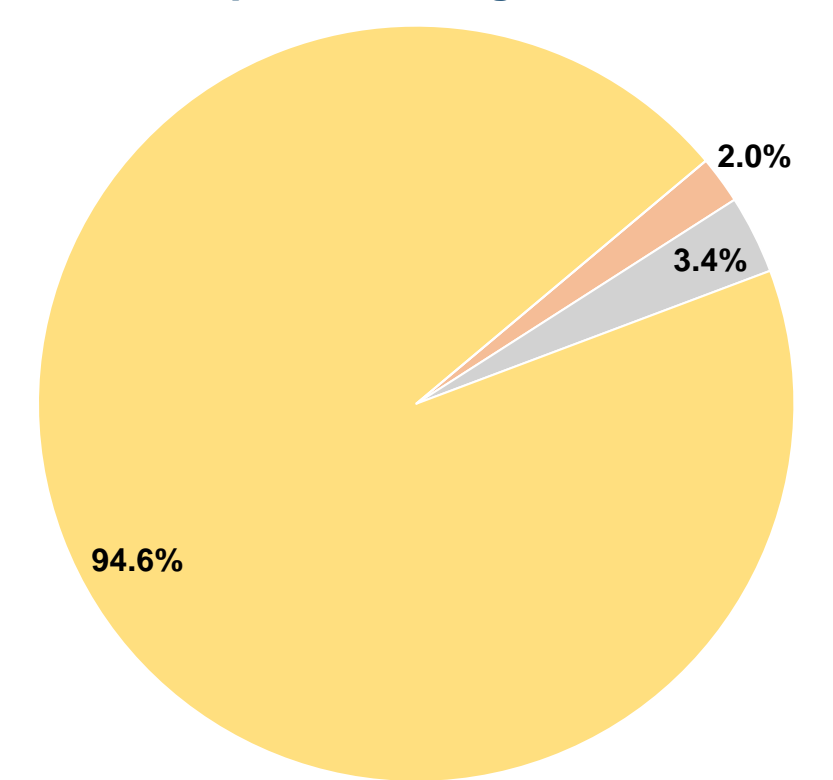
#### Sources of Capital Funds Expended

Fare Revenues	\$0	0.0%
Local Funds	\$10,156	2.0%
State Funds	\$16,683	3.4%
Federal Assistance	\$470,927	94.6%
Other Funds	\$0	0.0%
<b>Total Capital Funds Expended</b>	<b>\$497,766</b>	<b>100.0%</b>

#### Operating Funding Sources



#### Capital Funding Sources



### Modal Characteristics

#### Operation Characteristics

#### Vehicles Operated at Maximum Service

Mode	Directly Operated	Purchased Transportation	Operating Expenses	Fare Revenues	Uses of Capital Funds	Annual Unlinked Trips	Annual Vehicle Revenue Miles	Annual Vehicle Revenue Hours
Demand Response	3	-	\$222,668	\$8,843	\$497,766	14,217	120,759	4,420
<b>Total</b>	<b>3</b>	<b>-</b>	<b>\$222,668</b>	<b>\$8,843</b>	<b>\$497,766</b>	<b>14,217</b>	<b>120,759</b>	<b>4,420</b>

#### Performance Measures

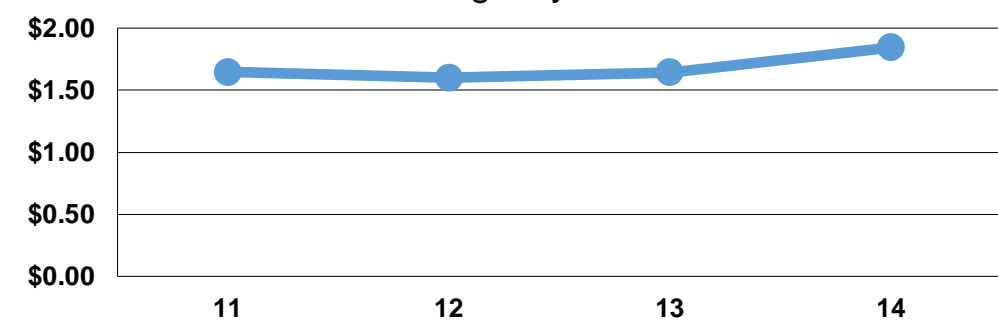
#### Service Efficiency

Mode	Operating Expenses per Vehicle Revenue Mile	Operating Expenses per Vehicle Revenue Hour
Demand Response	\$1.84	\$50.38
<b>Total</b>	<b>\$1.84</b>	<b>\$50.38</b>

#### Service Effectiveness

Mode	Operating Expenses per Unlinked Passenger Trip	Unlinked Trips per Vehicle Revenue Mile	Unlinked Trips per Vehicle Revenue Hour
Demand Response	\$15.66	0.1	3.2
<b>Total</b>	<b>\$15.66</b>	<b>0.1</b>	<b>3.2</b>

Operating Expense per Vehicle Revenue Mile: Agency Total



Unlinked Passenger Trips per Vehicle Revenue Mile: Agency Total

