

### General Information

### Financial Information

#### Service Consumption

46,617 Annual Unlinked Trips (UPT)

#### Service Supplied

731,568 Annual Vehicle Revenue Miles (VRM)

37,473 Annual Vehicle Revenue Hours (VRH)

#### Summary of Operating Expenses (OE)

\$1,091,466 Total Operating Expenses

#### Database Information

NTDID: 4R06-41064

Reporter Type: Rural General Public Transit

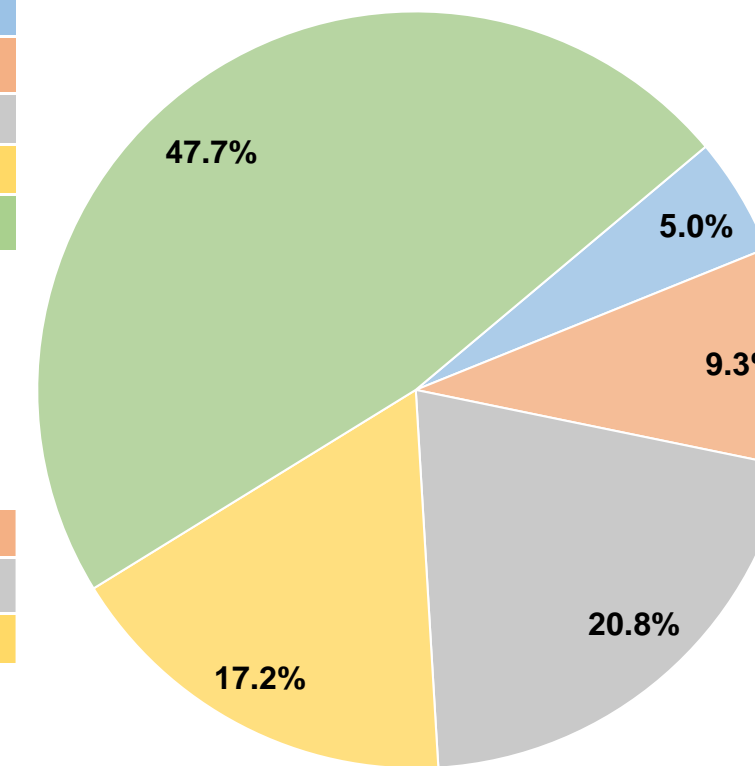
#### Sources of Operating Funds Expended

Fare Revenues	\$54,658	5.0%
Local Funds	\$101,829	9.3%
State Funds	\$227,284	20.8%
Federal Assistance	\$187,288	17.2%
Other Funds	\$520,407	47.7%
<b>Total Operating Funds Expended</b>	<b>\$1,091,466</b>	<b>100.0%</b>

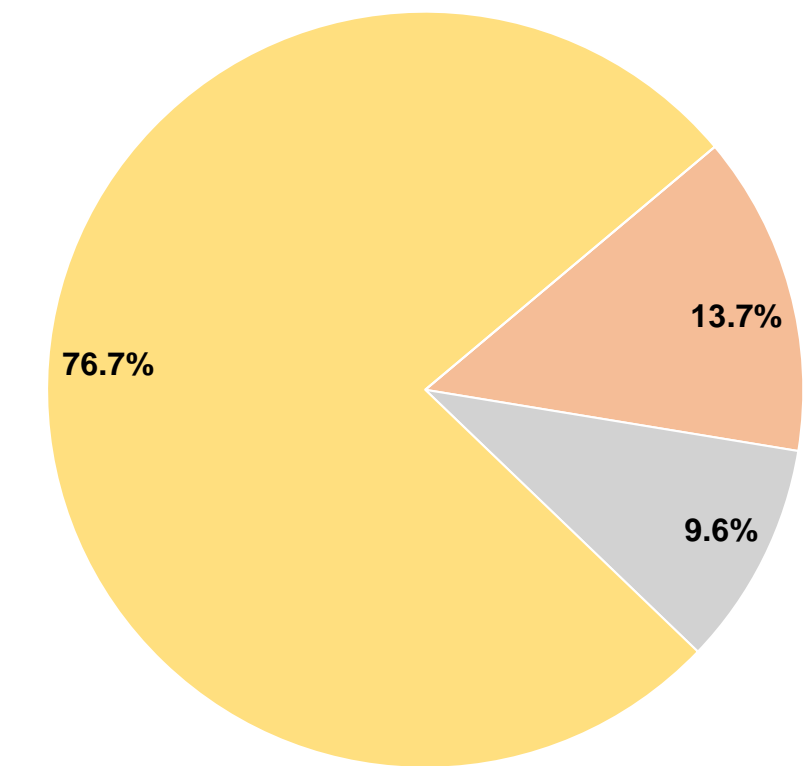
#### Sources of Capital Funds Expended

Fare Revenues	\$0	0.0%
Local Funds	\$72,272	13.7%
State Funds	\$50,572	9.6%
Federal Assistance	\$404,579	76.7%
Other Funds	\$0	0.0%
<b>Total Capital Funds Expended</b>	<b>\$527,423</b>	<b>100.0%</b>

#### Operating Funding Sources



#### Capital Funding Sources



### Modal Characteristics

#### Operation Characteristics

#### Vehicles Operated at Maximum Service

Mode	Directly Operated	Purchased Transportation	Operating Expenses	Fare Revenues	Uses of Capital Funds	Annual Unlinked Trips	Annual Vehicle Revenue Miles	Annual Vehicle Revenue Hours
Demand Response	19	-	\$1,091,466	\$54,658	\$527,423	46,617	731,568	37,473
<b>Total</b>	<b>19</b>	<b>-</b>	<b>\$1,091,466</b>	<b>\$54,658</b>	<b>\$527,423</b>	<b>46,617</b>	<b>731,568</b>	<b>37,473</b>

#### Performance Measures

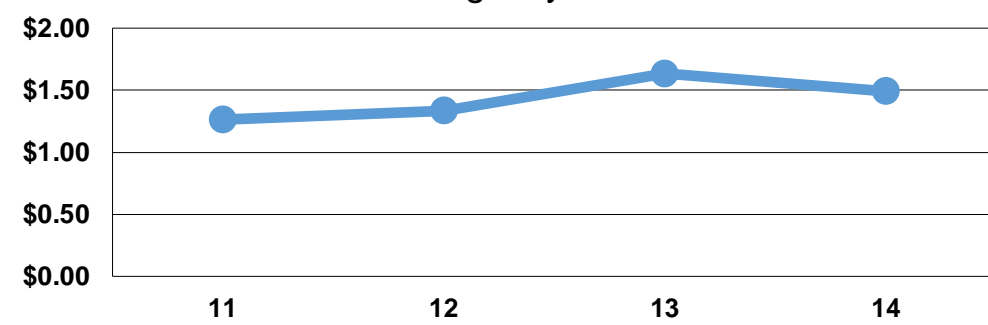
#### Service Efficiency

Mode	Operating Expenses per Vehicle Revenue Mile	Operating Expenses per Vehicle Revenue Hour
Demand Response	\$1.49	\$29.13
<b>Total</b>	<b>\$1.49</b>	<b>\$29.13</b>

#### Service Effectiveness

Mode	Operating Expenses per Unlinked Passenger Trip	Unlinked Trips per Vehicle Revenue Mile	Unlinked Trips per Vehicle Revenue Hour
Demand Response	\$23.41	0.1	1.2
<b>Total</b>	<b>\$23.41</b>	<b>0.1</b>	<b>1.2</b>

Operating Expense per Vehicle Revenue Mile: Agency Total



Unlinked Passenger Trips per Vehicle Revenue Mile: Agency Total

