

Swain County Focal Point on Aging Inc

2014 Annual Agency Profile

General Information

Financial Information

Service Consumption

35,316 Annual Unlinked Trips (UPT)

Service Supplied

155,238 Annual Vehicle Revenue Miles (VRM)

8,215 Annual Vehicle Revenue Hours (VRH)

Summary of Operating Expenses (OE)

\$352,015 Total Operating Expenses

Database Information

NTDID: 4R06-41066

Reporter Type: Rural General Public Transit

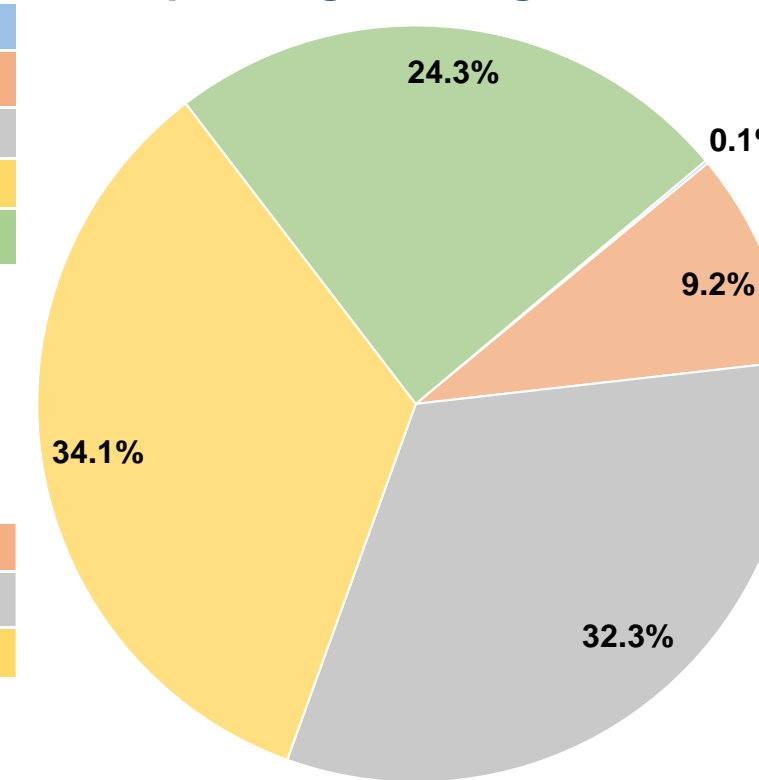
Sources of Operating Funds Expended

Fare Revenues	\$481	0.1%
Local Funds	\$32,306	9.2%
State Funds	\$113,745	32.3%
Federal Assistance	\$119,983	34.1%
Other Funds	\$85,500	24.3%
Total Operating Funds Expended	\$352,015	100.0%

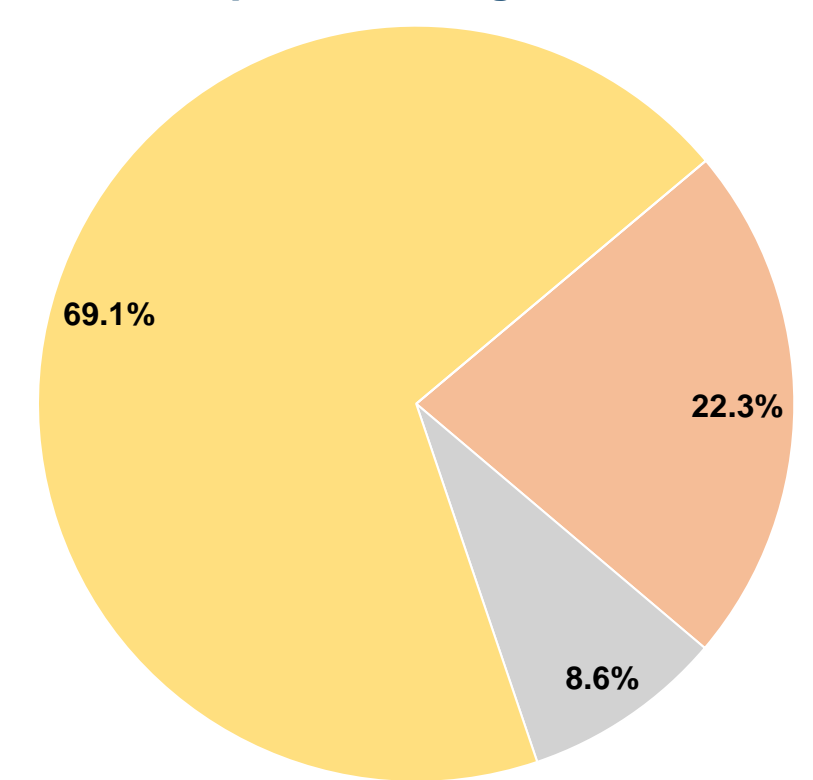
Sources of Capital Funds Expended

Fare Revenues	\$0	0.0%
Local Funds	\$1,123	22.3%
State Funds	\$435	8.6%
Federal Assistance	\$3,480	69.1%
Other Funds	\$0	0.0%
Total Capital Funds Expended	\$5,038	100.0%

Operating Funding Sources



Capital Funding Sources



Modal Characteristics

Operation Characteristics

Vehicles Operated at Maximum Service

Mode	Directly Operated	Purchased Transportation	Operating Expenses	Fare Revenues	Uses of Capital Funds	Annual Unlinked Trips	Annual Vehicle Revenue Miles	Annual Vehicle Revenue Hours
Demand Response	7	-	\$352,015	\$481	\$5,038	35,316	155,238	8,215
Total	7	-	\$352,015	\$481	\$5,038	35,316	155,238	8,215

Performance Measures

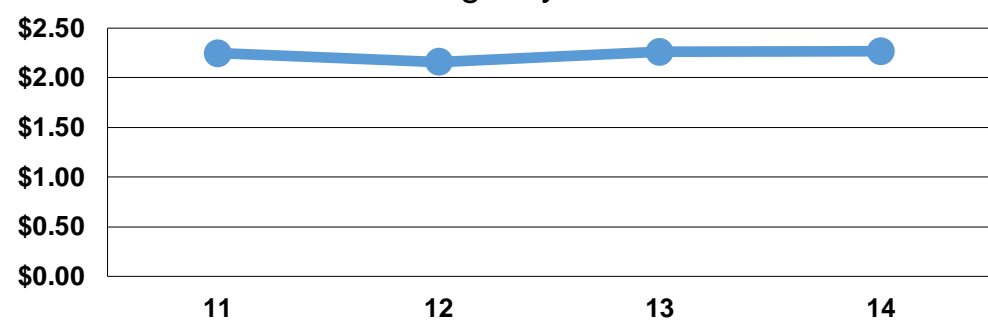
Service Efficiency

Mode	Operating Expenses per Vehicle Revenue Mile	Operating Expenses per Vehicle Revenue Hour
Demand Response	\$2.27	\$42.85
Total	\$2.27	\$42.85

Service Effectiveness

Mode	Operating Expenses per Unlinked Passenger Trip	Unlinked Trips per Vehicle Revenue Mile	Unlinked Trips per Vehicle Revenue Hour
Demand Response	\$9.97	0.2	4.3
Total	\$9.97	0.2	4.3

Operating Expense per Vehicle Revenue Mile: Agency Total



Unlinked Passenger Trips per Vehicle Revenue Mile: Agency Total

