

## General Information

## Financial Information

### Service Consumption

65,031 Annual Unlinked Trips (UPT)

### Service Supplied

617,137 Annual Vehicle Revenue Miles (VRM)

42,078 Annual Vehicle Revenue Hours (VRH)

### Summary of Operating Expenses (OE)

\$1,503,734 Total Operating Expenses

### Database Information

NTDID: 4R06-41082

Reporter Type: Rural General Public Transit

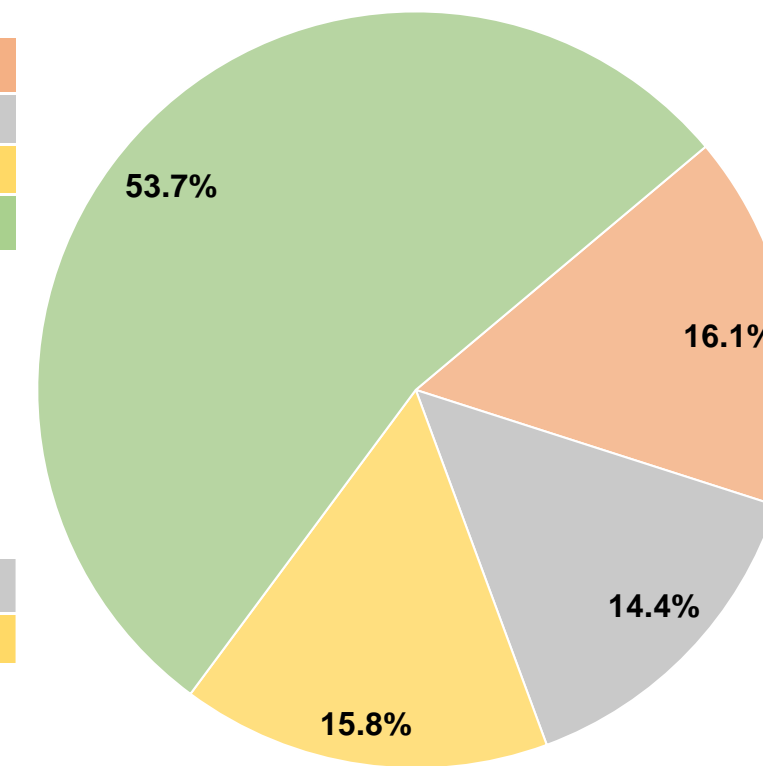
### Sources of Operating Funds Expended

Fare Revenues	\$0	0.0%
Local Funds	\$241,405	16.1%
State Funds	\$217,026	14.4%
Federal Assistance	\$237,220	15.8%
Other Funds	\$808,083	53.7%
<b>Total Operating Funds Expended</b>	<b>\$1,503,734</b>	<b>100.0%</b>

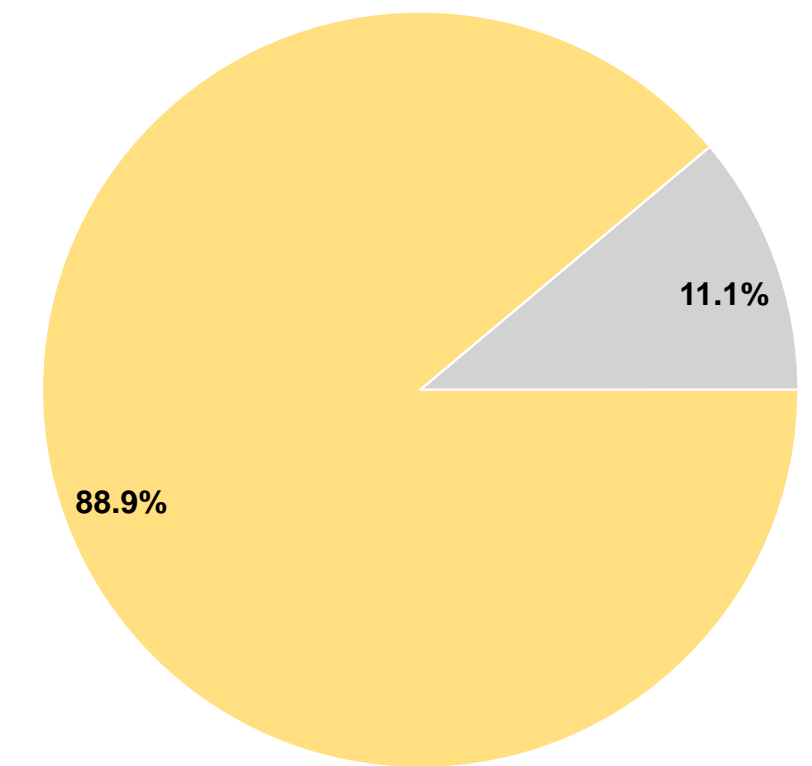
### Sources of Capital Funds Expended

Fare Revenues	\$0	0.0%
Local Funds	\$0	0.0%
State Funds	\$19,126	11.1%
Federal Assistance	\$153,020	88.9%
Other Funds	\$0	0.0%
<b>Total Capital Funds Expended</b>	<b>\$172,146</b>	<b>100.0%</b>

### Operating Funding Sources



### Capital Funding Sources



## Modal Characteristics

### Operation Characteristics

#### Vehicles Operated at Maximum Service

Mode	Directly Operated	Purchased Transportation	Operating Expenses	Fare Revenues	Uses of Capital Funds	Annual Unlinked Trips	Annual Vehicle Revenue Miles	Annual Vehicle Revenue Hours
Demand Response	18	-	\$1,409,675	\$0	\$161,378	57,821	583,324	39,446
Bus	1	-	\$94,059	\$0	\$10,768	7,210	33,813	2,632
<b>Total</b>	<b>19</b>	<b>-</b>	<b>\$1,503,734</b>	<b>\$0</b>	<b>\$172,146</b>	<b>65,031</b>	<b>617,137</b>	<b>42,078</b>

### Performance Measures


#### Service Efficiency

Mode	Operating Expenses per Vehicle Revenue Mile	Operating Expenses per Vehicle Revenue Hour
Demand Response	\$2.42	\$35.74
Bus	\$2.78	\$35.74
<b>Total</b>	<b>\$2.44</b>	<b>\$35.74</b>

#### Service Effectiveness

Mode	Operating Expenses per Unlinked Passenger Trip	Unlinked Trips per Vehicle Revenue Mile	Unlinked Trips per Vehicle Revenue Hour
Demand Response	\$24.38	0.1	1.5
Bus	\$13.05	0.2	2.7
<b>Total</b>	<b>\$23.12</b>	<b>0.1</b>	<b>1.5</b>

Operating Expense per Vehicle Revenue Mile: Agency Total



Unlinked Passenger Trips per Vehicle Revenue Mile: Agency Total

